





10th


Planning Checklist


- 1  **Develop good study habits.**
Set up a daily time schedule for studying. Study until it becomes a habit, not a chore. Remember, practice makes permanence!


- 2  **Take coursework seriously.**
Grades count toward Bright Futures Scholarships. Doing well in your required classes also increases your choices after high school.

- 3  **Take the FSA seriously.**
The Florida Standards Assessments (FSA) will determine if you have to take remedial courses instead of electives you may need or want.

- 4  **Discuss your educational plans.**
Talk with your parents, teachers, and school counselor about your plans for the future.

- 5  **Look at admission requirements.**
Start looking at admission/acceptance requirements for different schools and colleges, branches of military, and careers you're interested in.

- 6  **Get involved!**
Get involved in school and extracurricular activities and start voluntary service hours for potential scholarships. Keep complete records of these activities.

- 7  **Solidify your career interest areas.**
Use *MyCareerShines* (<https://mycareershines.kuder.com/account/login-register>) to explore classes that will help you be successful in your career interest areas and/or meet prerequisite requirements for college.



Register and take the PSAT/NMSQT in Fall.

This will help you plan your coursework for your junior and senior year. It will give you insight into how you might do on the SAT/ACT and what classes can help you strengthen your scores.



Use *FloridaShines*.

Go to <https://www.floridashines.org> to review your academic transcript, your Bright Futures initial eligibility, and review course offerings or request a catalog from colleges and technical schools you may be interested in.



Talk to your school counselor.

Find out about dual enrollment and Advanced Placement opportunities through your school. If you have the required GPA for enrollment, take the PERT to see if you can take advantage of this opportunity.



Develop valuable job skills.

Look at CTE courses offered at your school and at MTI (buses take you to and from your school daily), to see if available programs and certifications fit with the career interests you have. Talk with your guidance counselor about enrolling.



Find YOUR future: Enrolled, Employed, Enlisted.