

DEGREE ATTAINMENT PROFILE

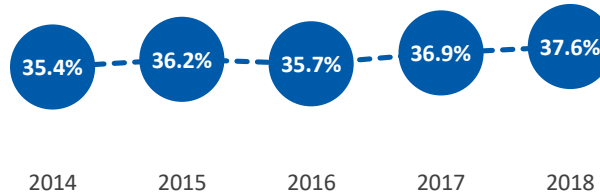
Indian River

Residents with a high-quality degree or credential ¹

INDIAN RIVER

37.6% ↑ 2.2% since 2014

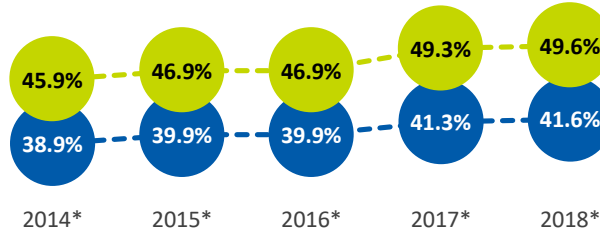
ranks 20th among all counties in Florida



FLORIDA

49.6% ↑ 3.7% since 2014

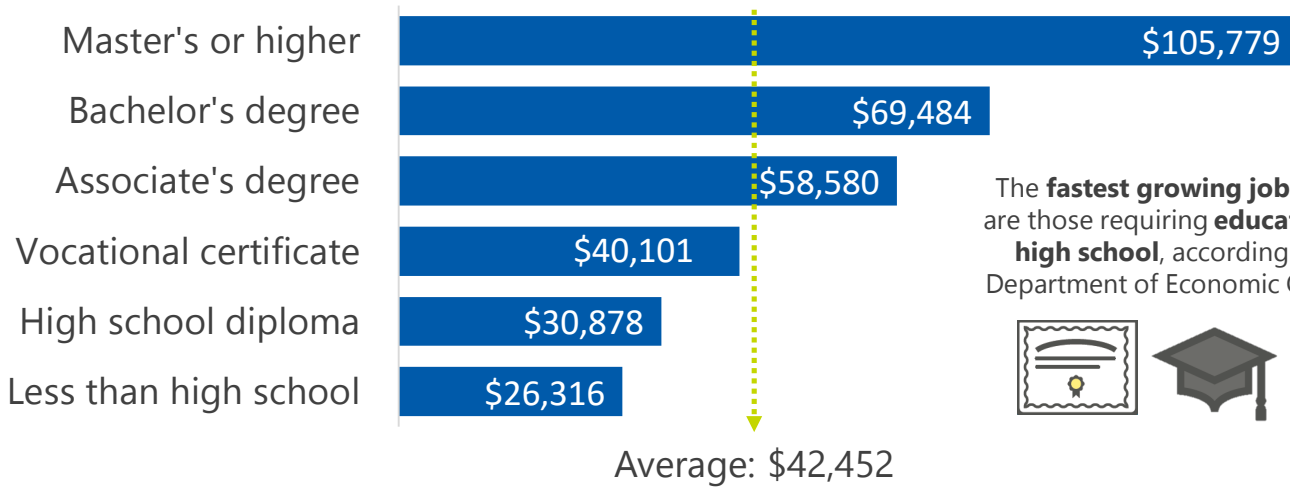
ranks 22nd among all states in the U.S.



*An estimated 8% of Florida residents and 5.2% of U.S. residents hold a workforce-relevant certificate, according to Lumina Foundation. Certificate data are not yet available at the county level.

■ 2-year degree or higher ■ Includes workforce-relevant certificates

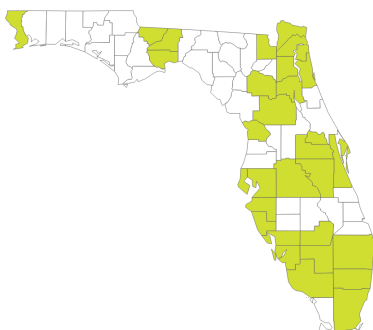
Median wages for local workers by education/training level ²



The **fastest growing jobs in Florida** are those requiring **education beyond high school**, according to Florida Department of Economic Opportunity.



Local College Access Networks

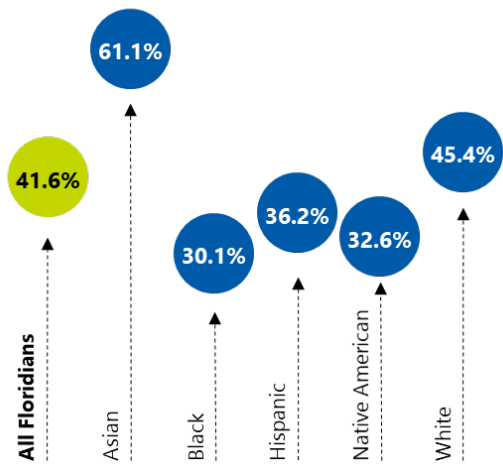


Local college access networks (LCANs) are organizations made up of community leaders who come together to create solutions and form partnerships to support local talent development. Currently, 82% of Floridians are supported by an LCAN.

DEGREE ATTAINMENT PROFILE

State of Florida

While 41.6% of all Floridians have a 2-year degree or higher, **differences in attainment exist by race and ethnicity...**



Degree attainment by county & age group ²

County	25 to 34	25 to 64	County	25 to 34	25 to 64	County	25 to 34	25 to 64
Alachua	60.1%	55.1%	Hardee	13.4%	13.8%	Okeechobee	18.0%	18.4%
Baker	21.4%	22.6%	Hendry	14.6%	14.6%	Orange	50.7%	47.2%
Bay	31.5%	34.1%	Hernando	26.5%	29.8%	Osceola	34.9%	33.6%
Bradford	19.9%	18.8%	Highlands	17.1%	24.7%	Palm Beach	44.0%	45.1%
Brevard	43.2%	44.0%	Hillsborough	45.4%	44.4%	Pasco	39.6%	37.6%
Broward	45.0%	44.2%	Holmes	13.0%	16.3%	Pinellas	43.2%	43.0%
Calhoun	18.4%	15.1%	Indian River	30.4%	37.6%	Polk	28.9%	29.7%
Charlotte	28.1%	31.0%	Jackson	13.6%	19.6%	Putnam	22.1%	19.7%
Citrus	22.6%	26.1%	Jefferson	17.2%	28.4%	Santa Rosa	51.5%	55.1%
Clay	36.4%	36.7%	Lafayette	19.6%	18.6%	Sarasota	30.1%	31.0%
Collier	35.3%	39.1%	Lake	36.6%	34.7%	Seminole	41.7%	43.5%
Columbia	22.4%	27.1%	Lee	34.3%	36.1%	St. Johns	37.4%	41.9%
DeSoto	10.9%	13.4%	Leon	59.6%	56.5%	St. Lucie	56.7%	55.4%
Dixie	13.1%	14.0%	Levy	17.7%	22.9%	Sumter	12.5%	30.8%
Duval	42.4%	40.6%	Liberty	19.6%	18.5%	Suwannee	16.7%	20.9%
Escambia	42.8%	41.9%	Madison	28.2%	23.5%	Taylor	12.7%	17.2%
Flagler	36.6%	32.9%	Manatee	33.2%	37.1%	Union	14.8%	18.2%
Franklin	7.1%	21.9%	Marion	23.5%	27.2%	Volusia	33.6%	35.7%
Gadsden	19.8%	22.1%	Martin	39.0%	44.6%	Wakulla	21.8%	26.9%
Gilchrist	20.8%	26.1%	Miami-Dade	45.3%	41.4%	Walton	31.8%	35.9%
Glades	12.0%	15.0%	Monroe	42.1%	41.4%	Washington	12.9%	16.7%
Gulf	18.4%	24.0%	Nassau	33.7%	36.1%	Florida	42.5%	41.6%
Hamilton	4.8%	13.1%	Okaloosa	42.5%	42.9%	United States	45.2%	43.2%

DATA NOTES

Front Page 1. County: High-quality degrees and credentials includes associate's degrees or higher for residents aged 25-64; U.S. Census Bureau, American Community Survey 5-year estimate, 2018; Florida: High-quality degrees and credentials include postsecondary certificates (after 2014) and associate's degree or higher for residents aged 25-64; U.S. Census Bureau, American Community Survey 1-year estimate, 2018 and Lumina Foundation Stronger Nation Report. 2. Average Earnings: Florida Department of Economic Opportunity, 2018.

Back Page: All data are for Florida residents ages 25 to 64 unless otherwise labeled. 1. Degree attainment by race/ethnicity: U.S. Census Bureau, 2016-18 American Community Survey PUMS file. 3. Degree attainment by county and age: U.S. Census Bureau, 2018 American Community Survey 5-year estimates.

The Florida College Access Network's mission is to create and strengthen a statewide network that catalyzes and supports communities to improve college and career preparation, access, and completion for all students. For more information, visit www.floridacollegeaccess.org.