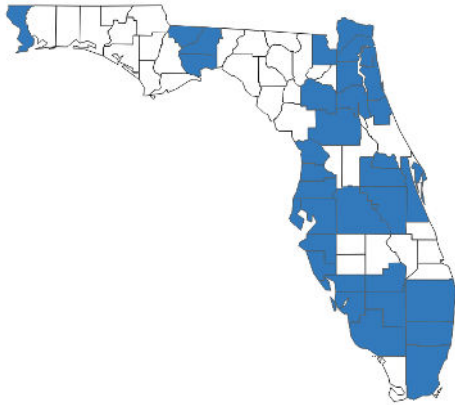


DEGREE ATTAINMENT PROFILE

Achieve Escambia LCAN



Local College Access Networks



Local College Access Networks (LCANs) are organizations made up of community leaders who come together to create solutions and form partnerships to support local talent development. Currently, over 83% of Floridians are supported by an LCAN.

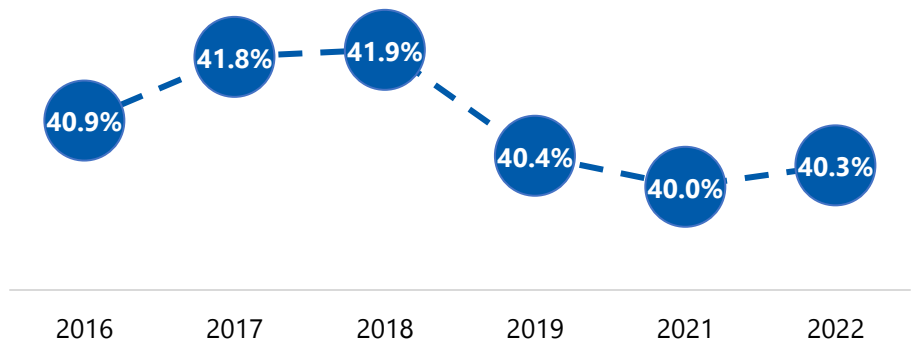


Serving Escambia County

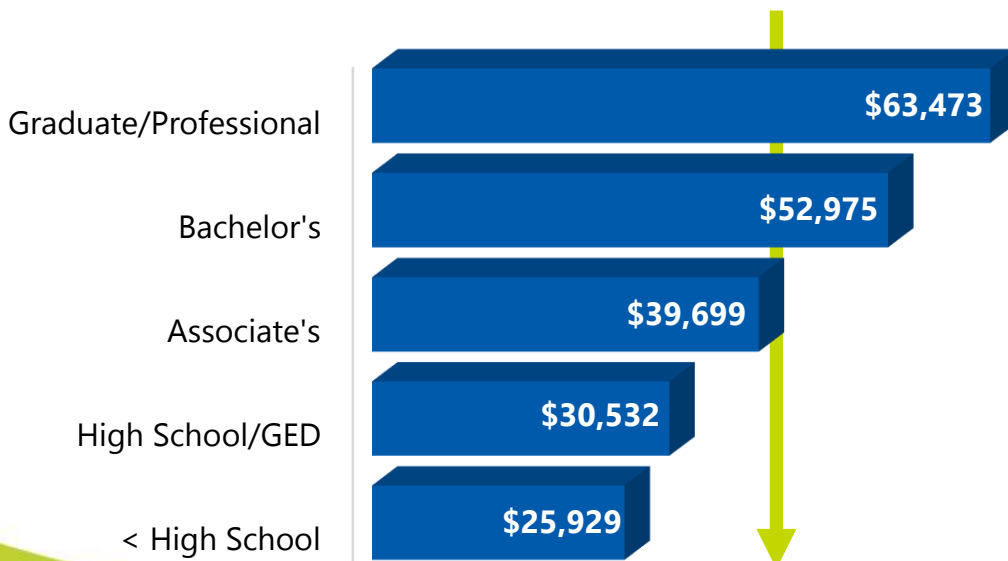
<https://www.achieveescambia.org/>

Residents aged 25-64 with a high-quality degree

40.3%
Decreased 0.6% since 2016
County Rank: **25 of 67**



Median Earnings by Education/Training Level



Overall: \$40,800

An annual dividend is paid to workers with education beyond a high school diploma or equivalency. In **Escambia** County, a worker with a bachelor's degree earns **73.5% more per year** than a worker with a high school education.



DEGREE ATTAINMENT PROFILE

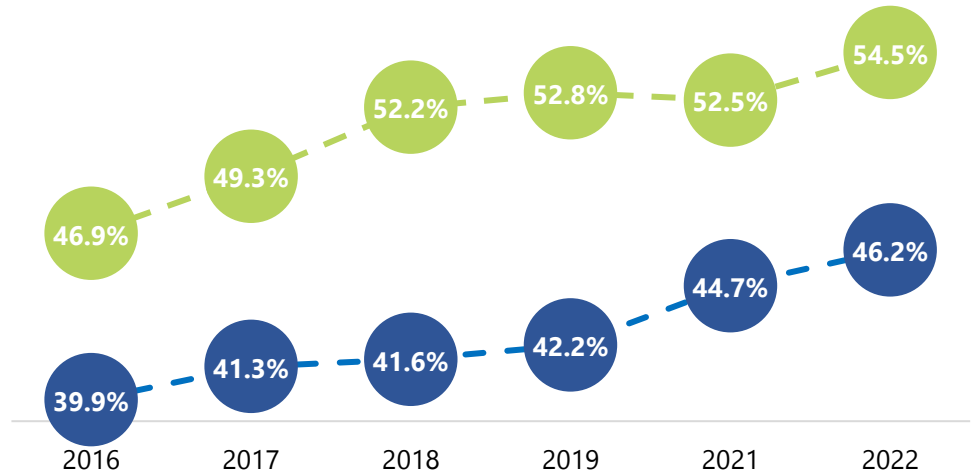


State of Florida

Residents aged 25-64 with a high-quality degree and/or credential

Degrees + Credentials*

54.5%
Increased 7.6% since 2016
U.S. Rank: **24 of 50**



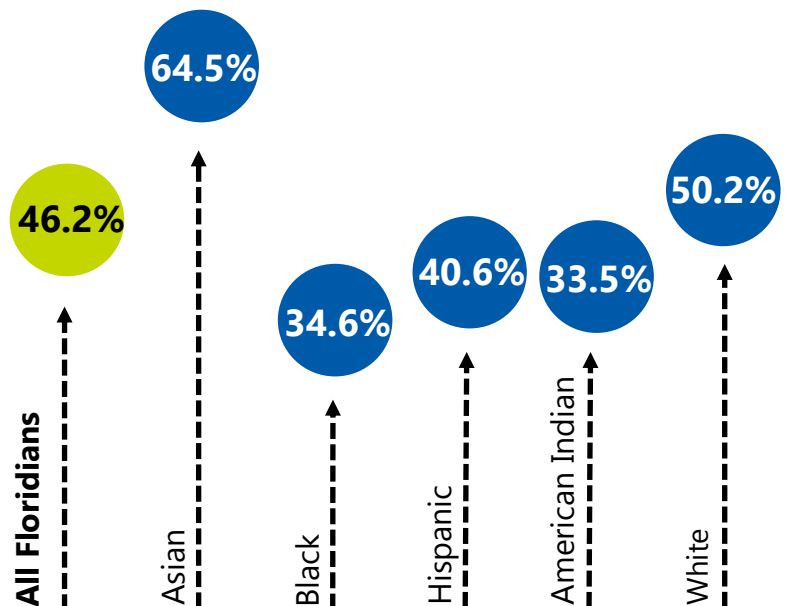
Degree Attainment

46.2%
Increased 6.3% since 2016
U.S. Rank: **28 of 50**

*An estimated 8.3% of Florida residents and 7.8% of U.S. residents hold a workforce-relevant short-term credential, according to the Lumina Foundation. Short-term credential data are not yet available at the county level.

While 46.2% of Floridians possess a two-year degree or higher...

...differences in attainment exist by race and ethnicity.



DEGREE ATTAINMENT PROFILE



State of Florida

Degree attainment by county and age group

County	25-34	25-64	County	25-34	25-64	County	25-34	25-64
Alachua	64.2%	60.3%	Hardee	13.6%	16.6%	Okeechobee	20.1%	25.2%
Baker	25.9%	23.3%	Hendry	31.7%	19.5%	Orange	53.1%	50.7%
Bay	37.3%	39.5%	Hernando	30.7%	32.5%	Osceola	38.9%	39.9%
Bradford	16.7%	19.1%	Highlands	24.6%	28.6%	Palm Beach	45.9%	48.1%
Brevard	45.6%	47.7%	Hillsborough	50.7%	48.2%	Pasco	39.5%	40.5%
Broward	49.7%	47.5%	Holmes	15.5%	17.0%	Pinellas	49.0%	48.2%
Calhoun	9.5%	15.3%	Indian River	42.0%	42.6%	Polk	30.0%	31.9%
Charlotte	30.6%	34.2%	Jackson	16.3%	21.5%	Putnam	14.2%	19.4%
Citrus	31.7%	29.3%	Jefferson	22.9%	25.7%	St. Johns	52.6%	58.4%
Clay	41.1%	40.5%	Lafayette	17.2%	12.7%	St. Lucie	37.9%	36.9%
Collier	38.4%	42.9%	Lake	40.4%	38.6%	Santa Rosa	41.9%	44.3%
Columbia	22.7%	25.5%	Lee	38.2%	38.0%	Sarasota	43.2%	46.4%
DeSoto	14.2%	15.8%	Leon	60.0%	57.7%	Seminole	56.0%	56.2%
Dixie	19.1%	15.5%	Levy	24.7%	28.4%	Sumter	18.2%	31.7%
Duval	44.5%	43.2%	Liberty	10.2%	20.9%	Suwannee	17.9%	23.0%
Escambia	40.9%	40.3%	Madison	21.9%	24.8%	Taylor	15.8%	21.1%
Flagler	36.3%	40.3%	Manatee	39.4%	42.0%	Union	16.7%	19.9%
Franklin	14.3%	23.2%	Marion	27.4%	32.0%	Volusia	39.6%	40.0%
Gadsden	21.0%	26.3%	Martin	36.2%	45.2%	Wakulla	28.8%	27.1%
Gilchrist	22.7%	24.0%	Miami-Dade	49.2%	45.5%	Walton	37.1%	42.2%
Glades	19.2%	16.3%	Monroe	43.9%	45.0%	Washington	15.4%	18.7%
Gulf	18.8%	28.5%	Nassau	32.9%	38.8%	Florida	44.8%	44.1%
Hamilton	8.4%	15.5%	Okaloosa	47.5%	46.7%	U.S.	48.6%	46.5%

Data Notes

- Degree attainment, total population, and overall poverty rate: U.S. Census Bureau, American Community Survey 5-Year Estimates, 2022.
- Workforce credential and industry certification attainment: Lumina Foundation Stronger Nation Report, 2022.
- Degree attainment by race/ethnicity: U.S. Census Bureau, 2022 American Community Survey PUMS file.
- Earnings by educational attainment: U.S. Census Bureau, American Community Survey 5-Year Estimates, 2022. Data for population age 25+; Associate's data includes those earners with some college; Multi-county values calculated from population-weighted median earnings.

*All statistics are for residents aged 25-64 unless otherwise noted.
2020 data was omitted as it did not meet quality standards.*

The Florida College Access Network leads the collaborative movement to ensure every Floridian achieves an education beyond high school and a rewarding career. We envision a Florida working together where education is the pathway to economic mobility for all.



For more information, please visit www.floridacollegeaccess.org.