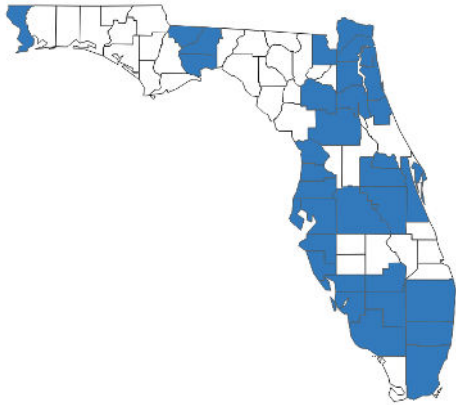


# DEGREE ATTAINMENT PROFILE



## Graduate Miami-Dade LKAN

### Local College Access Networks



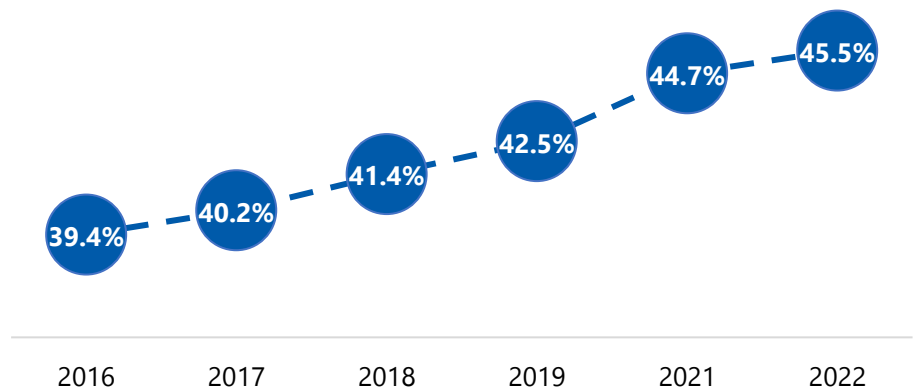
Local College Access Networks (LCANs) are organizations made up of community leaders who come together to create solutions and form partnerships to support local talent development. Currently, over 83% of Floridians are supported by an LKAN.



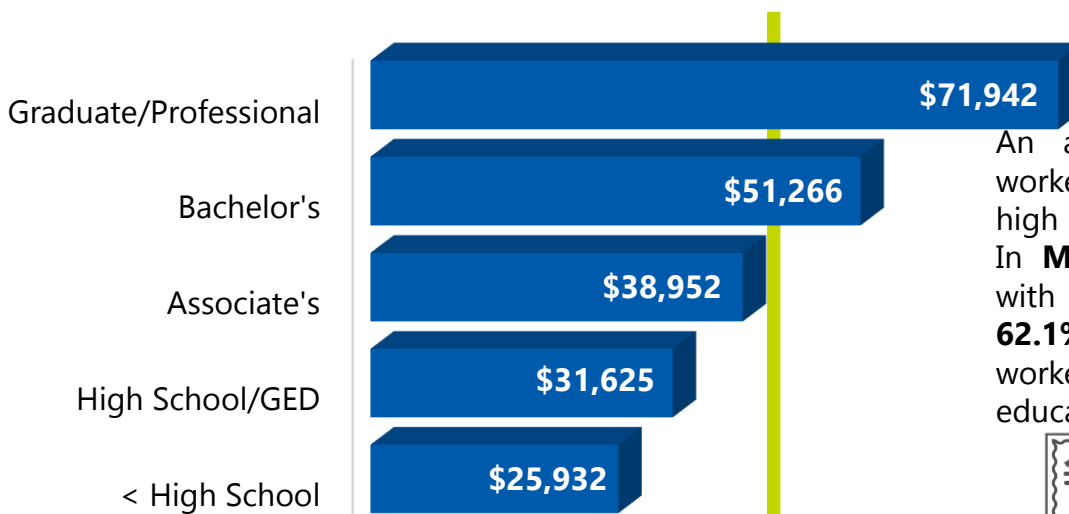
Serving Miami-Dade County

### Residents aged 25-64 with a high-quality degree

**45.5%**  
Increased 6.1% since 2016  
County Rank: **13 of 67**



### Median Earnings by Education/Training Level



An annual dividend is paid to workers with education beyond a high school diploma or equivalency. In **Miami-Dade** County, a worker with a bachelor's degree earns **62.1% more per year** than a worker with a high school education.



Overall: \$39,374

# DEGREE ATTAINMENT PROFILE

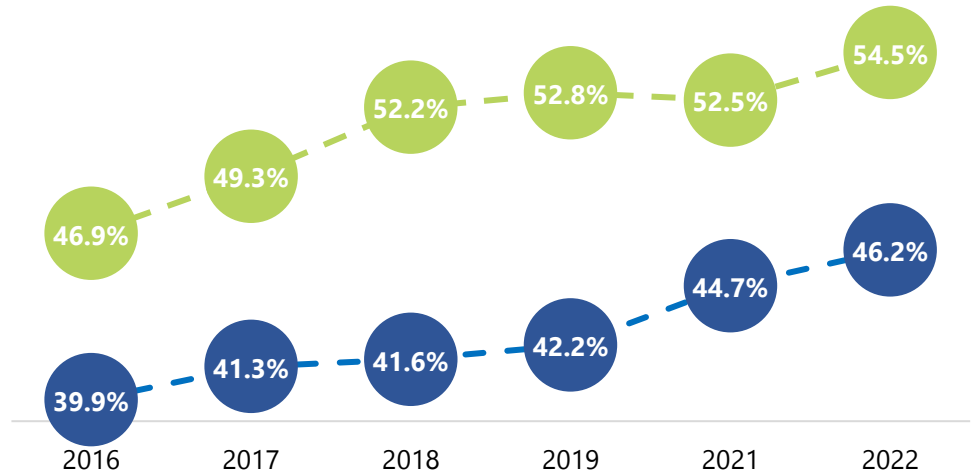


State of Florida

Residents aged 25-64 with a high-quality degree and/or credential

Degrees + Credentials\*

**54.5%**  
Increased 7.6% since 2016  
U.S. Rank: **24 of 50**



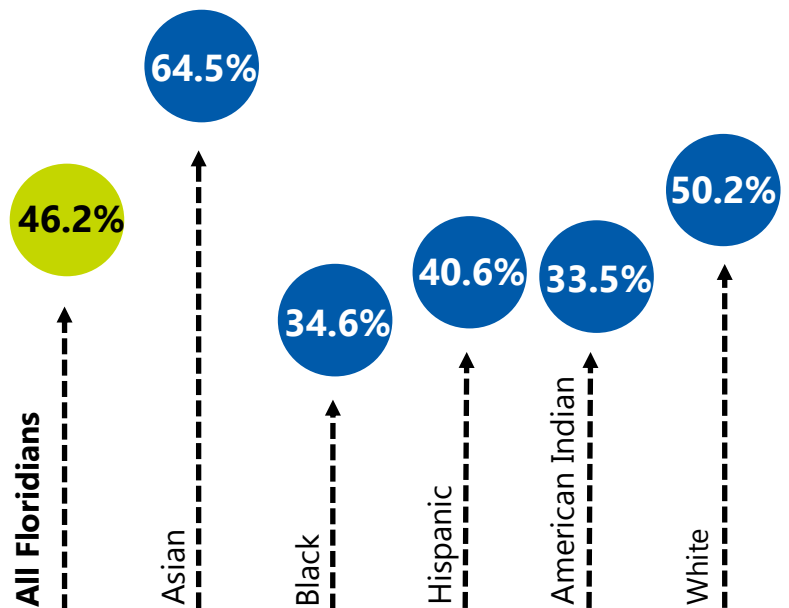
Degree Attainment

**46.2%**  
Increased 6.3% since 2016  
U.S. Rank: **28 of 50**

\*An estimated 8.3% of Florida residents and 7.8% of U.S. residents hold a workforce-relevant short-term credential, according to the Lumina Foundation. Short-term credential data are not yet available at the county level.

While 46.2% of Floridians possess a two-year degree or higher...

...differences in attainment exist by race and ethnicity.



# DEGREE ATTAINMENT PROFILE



## State of Florida

### Degree attainment by county and age group

County	25-34	25-64	County	25-34	25-64	County	25-34	25-64
<b>Alachua</b>	64.2%	60.3%	<b>Hardee</b>	13.6%	16.6%	<b>Okeechobee</b>	20.1%	25.2%
<b>Baker</b>	25.9%	23.3%	<b>Hendry</b>	31.7%	19.5%	<b>Orange</b>	53.1%	50.7%
<b>Bay</b>	37.3%	39.5%	<b>Hernando</b>	30.7%	32.5%	<b>Osceola</b>	38.9%	39.9%
<b>Bradford</b>	16.7%	19.1%	<b>Highlands</b>	24.6%	28.6%	<b>Palm Beach</b>	45.9%	48.1%
<b>Brevard</b>	45.6%	47.7%	<b>Hillsborough</b>	50.7%	48.2%	<b>Pasco</b>	39.5%	40.5%
<b>Broward</b>	49.7%	47.5%	<b>Holmes</b>	15.5%	17.0%	<b>Pinellas</b>	49.0%	48.2%
<b>Calhoun</b>	9.5%	15.3%	<b>Indian River</b>	42.0%	42.6%	<b>Polk</b>	30.0%	31.9%
<b>Charlotte</b>	30.6%	34.2%	<b>Jackson</b>	16.3%	21.5%	<b>Putnam</b>	14.2%	19.4%
<b>Citrus</b>	31.7%	29.3%	<b>Jefferson</b>	22.9%	25.7%	<b>St. Johns</b>	52.6%	58.4%
<b>Clay</b>	41.1%	40.5%	<b>Lafayette</b>	17.2%	12.7%	<b>St. Lucie</b>	37.9%	36.9%
<b>Collier</b>	38.4%	42.9%	<b>Lake</b>	40.4%	38.6%	<b>Santa Rosa</b>	41.9%	44.3%
<b>Columbia</b>	22.7%	25.5%	<b>Lee</b>	38.2%	38.0%	<b>Sarasota</b>	43.2%	46.4%
<b>DeSoto</b>	14.2%	15.8%	<b>Leon</b>	60.0%	57.7%	<b>Seminole</b>	56.0%	56.2%
<b>Dixie</b>	19.1%	15.5%	<b>Levy</b>	24.7%	28.4%	<b>Sumter</b>	18.2%	31.7%
<b>Duval</b>	44.5%	43.2%	<b>Liberty</b>	10.2%	20.9%	<b>Suwannee</b>	17.9%	23.0%
<b>Escambia</b>	40.9%	40.3%	<b>Madison</b>	21.9%	24.8%	<b>Taylor</b>	15.8%	21.1%
<b>Flagler</b>	36.3%	40.3%	<b>Manatee</b>	39.4%	42.0%	<b>Union</b>	16.7%	19.9%
<b>Franklin</b>	14.3%	23.2%	<b>Marion</b>	27.4%	32.0%	<b>Volusia</b>	39.6%	40.0%
<b>Gadsden</b>	21.0%	26.3%	<b>Martin</b>	36.2%	45.2%	<b>Wakulla</b>	28.8%	27.1%
<b>Gilchrist</b>	22.7%	24.0%	<b>Miami-Dade</b>	49.2%	45.5%	<b>Walton</b>	37.1%	42.2%
<b>Glades</b>	19.2%	16.3%	<b>Monroe</b>	43.9%	45.0%	<b>Washington</b>	15.4%	18.7%
<b>Gulf</b>	18.8%	28.5%	<b>Nassau</b>	32.9%	38.8%	<b>Florida</b>	44.8%	44.1%
<b>Hamilton</b>	8.4%	15.5%	<b>Okaloosa</b>	47.5%	46.7%	<b>U.S.</b>	48.6%	46.5%

#### Data Notes

- Degree attainment, total population, and overall poverty rate: U.S. Census Bureau, American Community Survey 5-Year Estimates, 2022.
- Workforce credential and industry certification attainment: Lumina Foundation Stronger Nation Report, 2022.
- Degree attainment by race/ethnicity: U.S. Census Bureau, 2022 American Community Survey PUMS file.
- Earnings by educational attainment: U.S. Census Bureau, American Community Survey 5-Year Estimates, 2022. Data for population age 25+; Associate's data includes those earners with some college; Multi-county values calculated from population-weighted median earnings.

*All statistics are for residents aged 25-64 unless otherwise noted.  
2020 data was omitted as it did not meet quality standards.*

The Florida College Access Network leads the collaborative movement to ensure every Floridian achieves an education beyond high school and a rewarding career. We envision a Florida working together where education is the pathway to economic mobility for all.



For more information, please visit [www.floridacollegeaccess.org](http://www.floridacollegeaccess.org).