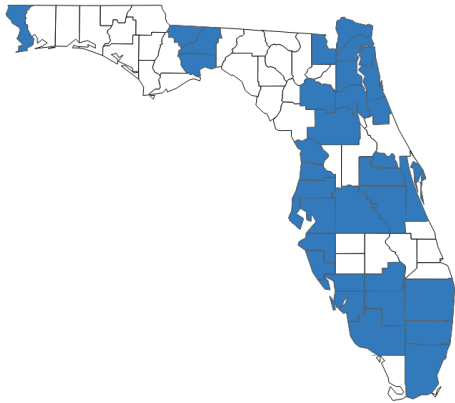


# DEGREE ATTAINMENT PROFILE



## upliftED LCAN

### Local College Access Networks



Local College Access Networks (LCANs) are organizations made up of community leaders who come together to create solutions and form partnerships to support local talent development. Currently, over 83% of Floridians are supported by an LCAN.



Serving Orange, Osceola, and Seminole Counties

<https://upliftedcf.org/>

### Residents aged 25-64 with a high-quality degree

#### Orange

**50.7%**

Increased 6.2% since 2016

County Rank: **5 of 67**

#### Seminole

**56.2%**

Increased 4.3% since 2016

County Rank: **4 of 67**

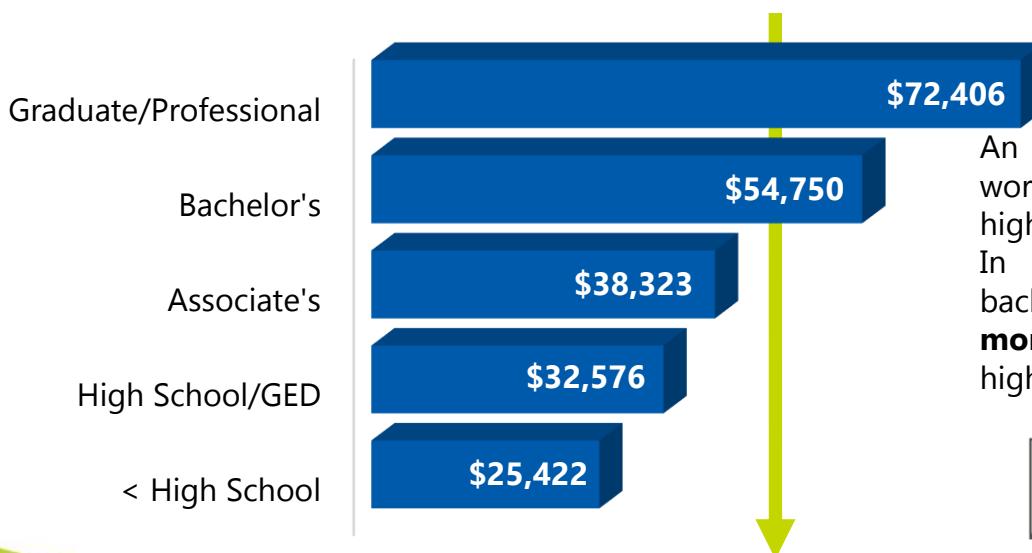
#### Osceola

**39.9%**

Increased 9.3% since 2016

County Rank: **27 of 67**

### Median Earnings by Education/Training Level



An annual dividend is paid to workers with education beyond a high school diploma or equivalency. In **upliftED**, a worker with a bachelor's degree earns **68.1% more per year** than a worker with a high school education.



Overall: \$42,180

# DEGREE ATTAINMENT PROFILE



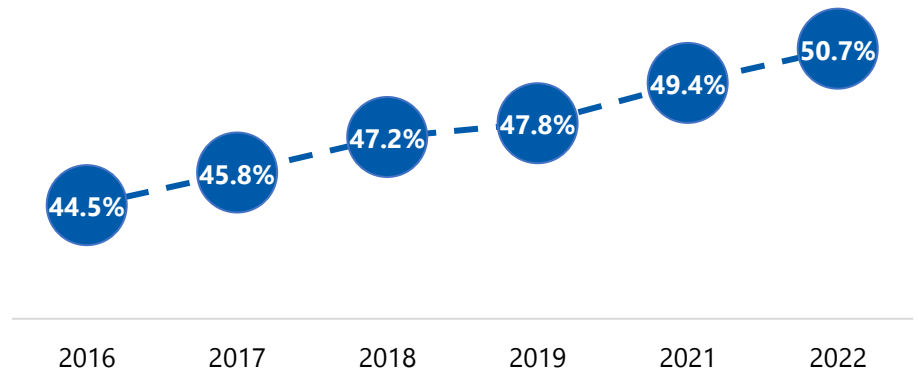
## Orange County

### Residents aged 25-64 with a high-quality degree

# 50.7%

Increased 6.2% since 2016

**County Rank: 5 of 67**



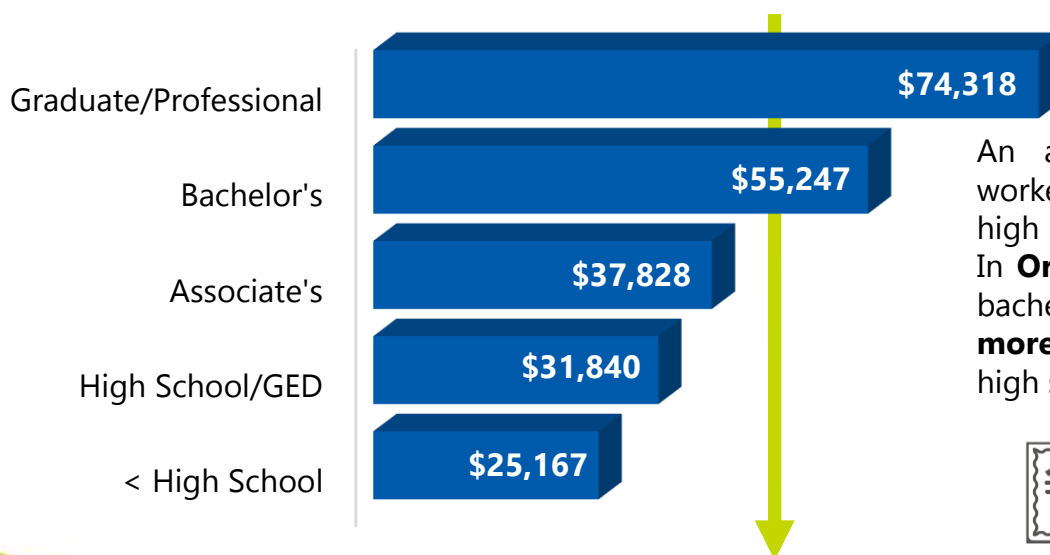
### Statewide Rankings, Selected Criteria

Attainment Rate		
Rank	County	AA+
3	Leon	57.7%
4	Seminole	56.2%
<b>5</b>	<b>Orange</b>	<b>50.7%</b>
6	Hillsborough	48.2%
7	Pinellas	48.2%

Attainment Rate by Population			
Rank	County	Total Pop.	AA+
3	Palm Beach	1,469,938	48.1%
4	Hillsborough	1,443,248	48.2%
<b>5</b>	<b>Orange</b>	<b>1,387,668</b>	<b>50.7%</b>
6	Duval	971,889	43.2%
7	Pinellas	940,492	48.2%

Percent Living Below Poverty Level			
Rank	County	% Below	AA+
30	St. Lucie	12.5%	56.2%
31	Osceola	13.4%	39.9%
<b>32</b>	<b>Orange</b>	<b>13.5%</b>	<b>50.7%</b>
33	Hillsborough	13.7%	48.2%
34	Baker	13.7%	23.3%

### Median Earnings by Education/Training Level



An annual dividend is paid to workers with education beyond a high school diploma or equivalency. In **Orange** County, a worker with a bachelor's degree earns **73.5% more per year** than a worker with a high school education.



**Overall: \$41,765**

# DEGREE ATTAINMENT PROFILE



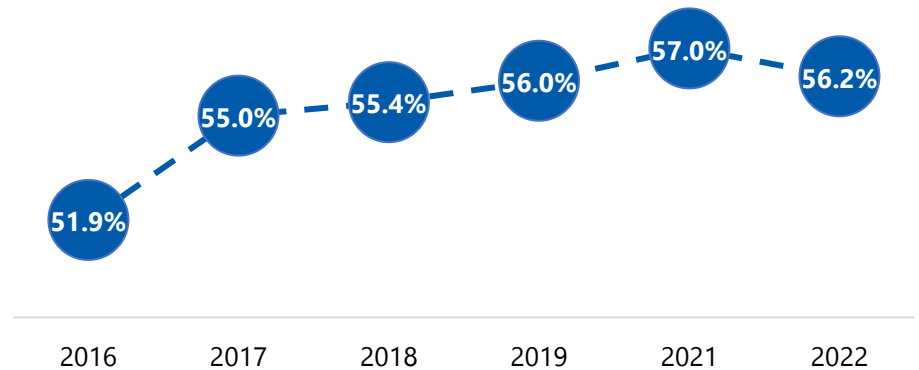
## Seminole County

### Residents aged 25-64 with a high-quality degree

# 56.2%

Increased 4.3% since 2016

County Rank: 4 of 67



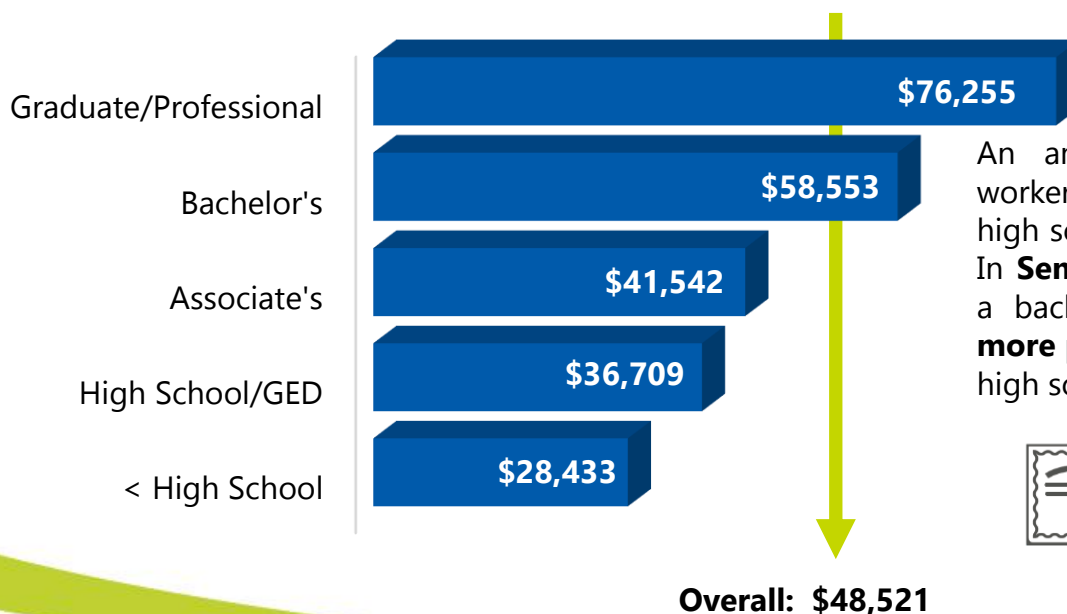
### Statewide Rankings, Selected Criteria

Attainment Rate		
Rank	County	AA+
2	St. Johns	58.4%
3	Leon	57.7%
<b>4</b>	<b>Seminole</b>	<b>56.2%</b>
5	Orange	50.7%
6	Hillsborough	48.2%

Attainment Rate by Population			
Rank	County	Total Pop.	AA+
11	Pasco	560,241	40.5%
12	Volusia	544,169	40.0%
<b>13</b>	<b>Seminole</b>	<b>466,454</b>	<b>56.2%</b>
14	Sarasota	431,335	46.4%
15	Manatee	399,862	42.0%

Percent Living Below Poverty Level			
Rank	County	% Below	AA+
6	Sumter	9.3%	31.7%
7	Clay	9.4%	40.5%
<b>8</b>	<b>Seminole</b>	<b>9.6%</b>	<b>56.2%</b>
9	Lake	9.7%	38.6%
10	Flagler	9.8%	40.3%

### Median Earnings by Education/Training Level



An annual dividend is paid to workers with education beyond a high school diploma or equivalency. In **Seminole** County, a worker with a bachelor's degree earns **59.5% more per year** than a worker with a high school education.



# DEGREE ATTAINMENT PROFILE



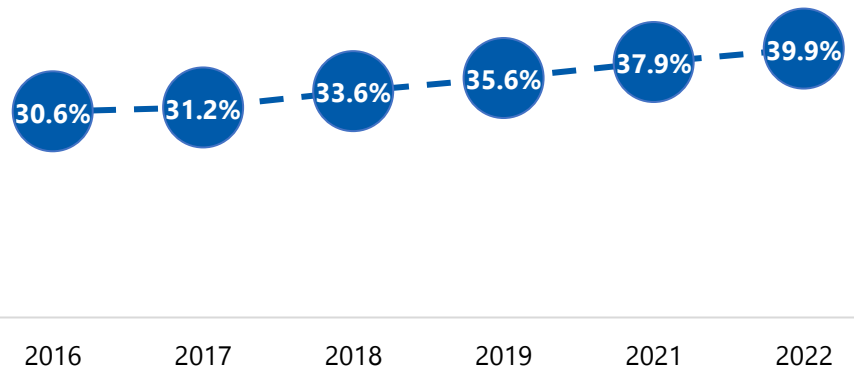
## Osceola County

### Residents aged 25-64 with a high-quality degree

# 39.9%

Increased 9.3% since 2016

**County Rank: 27 of 67**



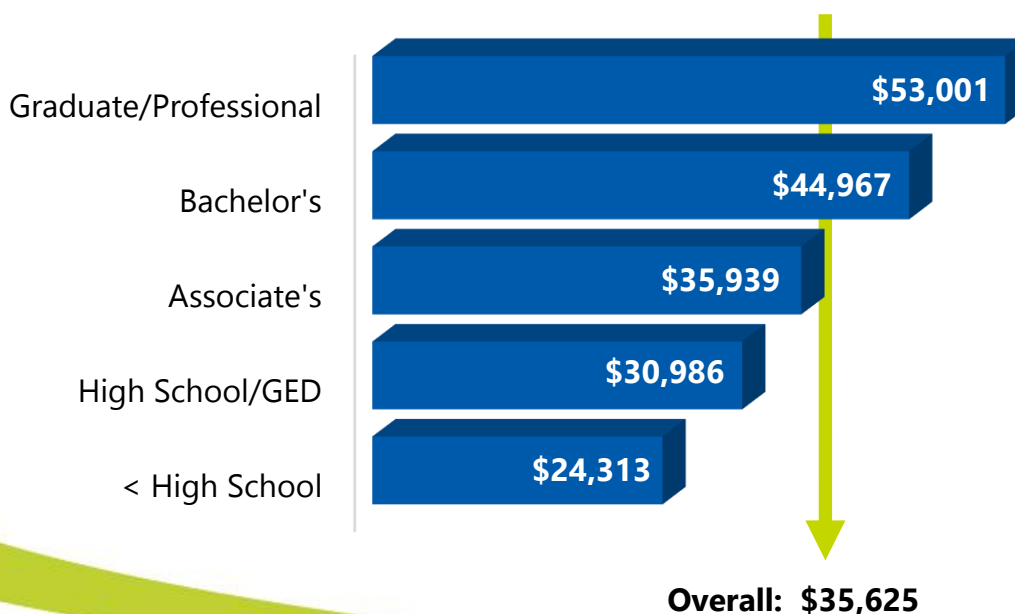
### Statewide Rankings, Selected Criteria

Attainment Rate		
Rank	County	AA+
25	Escambia	40.3%
26	Volusia	40.0%
<b>27</b>	<b>Osceola</b>	<b>39.9%</b>
28	Bay	39.5%
25	Escambia	40.3%

Attainment Rate by Population			
Rank	County	Total Pop.	AA+
14	Sarasota	431,335	46.4%
15	Manatee	399,862	42.0%
<b>16</b>	<b>Osceola</b>	<b>390,525</b>	<b>39.9%</b>
17	Lake	381,943	38.6%
18	Collier	376,549	42.9%

Percent Living Below Poverty Level			
Rank	County	% Below	AA+
29	Hernando	12.5%	32.5%
30	St. Lucie	12.5%	56.2%
<b>31</b>	<b>Osceola</b>	<b>13.4%</b>	<b>39.9%</b>
32	Orange	13.5%	50.7%
33	Hillsborough	13.7%	48.2%

### Median Earnings by Education/Training Level



An annual dividend is paid to workers with education beyond a high school diploma or equivalency. In **Osceola** County, a worker with a bachelor's degree earns **45.1% more per year** than a worker with a high school education.



# DEGREE ATTAINMENT PROFILE

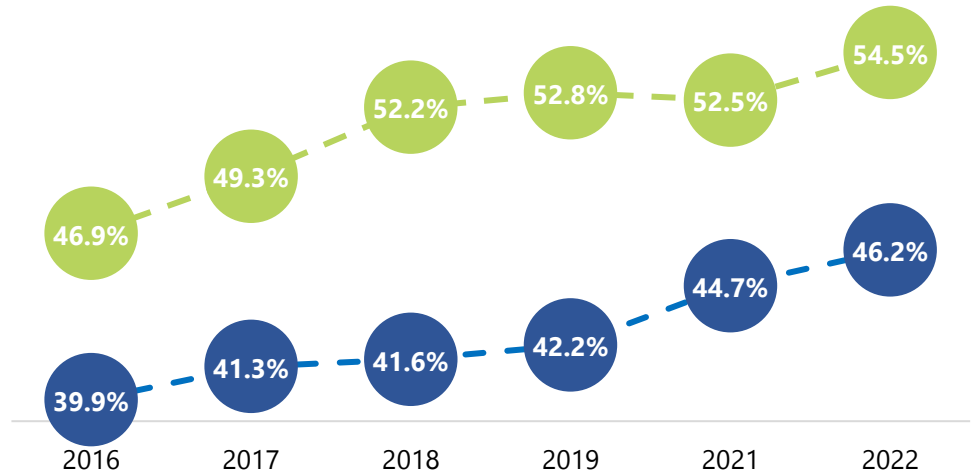


State of Florida

## Residents aged 25-64 with a high-quality degree and/or credential

### Degrees + Credentials\*

**54.5%**  
Increased 7.6% since 2016  
U.S. Rank: **24 of 50**



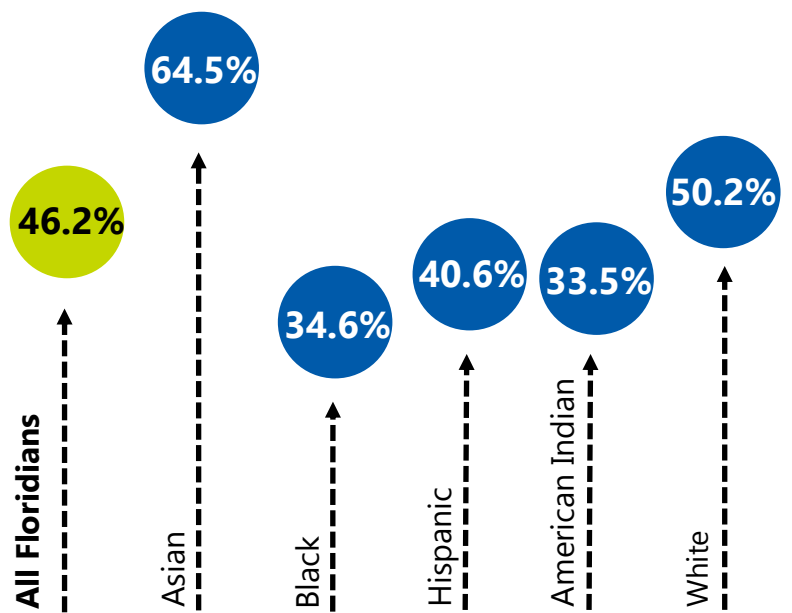
### Degree Attainment

**46.2%**  
Increased 6.3% since 2016  
U.S. Rank: **28 of 50**

\*An estimated 8.3% of Florida residents and 7.8% of U.S. residents hold a workforce-relevant short-term credential, according to the Lumina Foundation. Short-term credential data are not yet available at the county level.

## While 46.2% of Floridians possess a two-year degree or higher...

...differences in attainment exist by race and ethnicity.



# DEGREE ATTAINMENT PROFILE



## State of Florida

### Degree attainment by county and age group

County	25-34	25-64	County	25-34	25-64	County	25-34	25-64
<b>Alachua</b>	64.2%	60.3%	<b>Hardee</b>	13.6%	16.6%	<b>Okeechobee</b>	20.1%	25.2%
<b>Baker</b>	25.9%	23.3%	<b>Hendry</b>	31.7%	19.5%	<b>Orange</b>	53.1%	50.7%
<b>Bay</b>	37.3%	39.5%	<b>Hernando</b>	30.7%	32.5%	<b>Osceola</b>	38.9%	39.9%
<b>Bradford</b>	16.7%	19.1%	<b>Highlands</b>	24.6%	28.6%	<b>Palm Beach</b>	45.9%	48.1%
<b>Brevard</b>	45.6%	47.7%	<b>Hillsborough</b>	50.7%	48.2%	<b>Pasco</b>	39.5%	40.5%
<b>Broward</b>	49.7%	47.5%	<b>Holmes</b>	15.5%	17.0%	<b>Pinellas</b>	49.0%	48.2%
<b>Calhoun</b>	9.5%	15.3%	<b>Indian River</b>	42.0%	42.6%	<b>Polk</b>	30.0%	31.9%
<b>Charlotte</b>	30.6%	34.2%	<b>Jackson</b>	16.3%	21.5%	<b>Putnam</b>	14.2%	19.4%
<b>Citrus</b>	31.7%	29.3%	<b>Jefferson</b>	22.9%	25.7%	<b>St. Johns</b>	52.6%	58.4%
<b>Clay</b>	41.1%	40.5%	<b>Lafayette</b>	17.2%	12.7%	<b>St. Lucie</b>	37.9%	36.9%
<b>Collier</b>	38.4%	42.9%	<b>Lake</b>	40.4%	38.6%	<b>Santa Rosa</b>	41.9%	44.3%
<b>Columbia</b>	22.7%	25.5%	<b>Lee</b>	38.2%	38.0%	<b>Sarasota</b>	43.2%	46.4%
<b>DeSoto</b>	14.2%	15.8%	<b>Leon</b>	60.0%	57.7%	<b>Seminole</b>	56.0%	56.2%
<b>Dixie</b>	19.1%	15.5%	<b>Levy</b>	24.7%	28.4%	<b>Sumter</b>	18.2%	31.7%
<b>Duval</b>	44.5%	43.2%	<b>Liberty</b>	10.2%	20.9%	<b>Suwannee</b>	17.9%	23.0%
<b>Escambia</b>	40.9%	40.3%	<b>Madison</b>	21.9%	24.8%	<b>Taylor</b>	15.8%	21.1%
<b>Flagler</b>	36.3%	40.3%	<b>Manatee</b>	39.4%	42.0%	<b>Union</b>	16.7%	19.9%
<b>Franklin</b>	14.3%	23.2%	<b>Marion</b>	27.4%	32.0%	<b>Volusia</b>	39.6%	40.0%
<b>Gadsden</b>	21.0%	26.3%	<b>Martin</b>	36.2%	45.2%	<b>Wakulla</b>	28.8%	27.1%
<b>Gilchrist</b>	22.7%	24.0%	<b>Miami-Dade</b>	49.2%	45.5%	<b>Walton</b>	37.1%	42.2%
<b>Glades</b>	19.2%	16.3%	<b>Monroe</b>	43.9%	45.0%	<b>Washington</b>	15.4%	18.7%
<b>Gulf</b>	18.8%	28.5%	<b>Nassau</b>	32.9%	38.8%	<b>Florida</b>	44.8%	44.1%
<b>Hamilton</b>	8.4%	15.5%	<b>Okaloosa</b>	47.5%	46.7%	<b>U.S.</b>	48.6%	46.5%

#### Data Notes

- Degree attainment, total population, and overall poverty rate: U.S. Census Bureau, American Community Survey 5-Year Estimates, 2022.
- Workforce credential and industry certification attainment: Lumina Foundation Stronger Nation Report, 2022.
- Degree attainment by race/ethnicity: U.S. Census Bureau, 2022 American Community Survey PUMS file.
- Earnings by educational attainment: U.S. Census Bureau, American Community Survey 5-Year Estimates, 2022. Data for population age 25+; Associate's data includes those earners with some college; Multi-county values calculated from population-weighted median earnings.

*All statistics are for residents aged 25-64 unless otherwise noted.  
2020 data was omitted as it did not meet quality standards.*

The Florida College Access Network leads the collaborative movement to ensure every Floridian achieves an education beyond high school and a rewarding career. We envision a Florida working together where education is the pathway to economic mobility for all.



For more information, please visit [www.floridacollegeaccess.org](http://www.floridacollegeaccess.org).