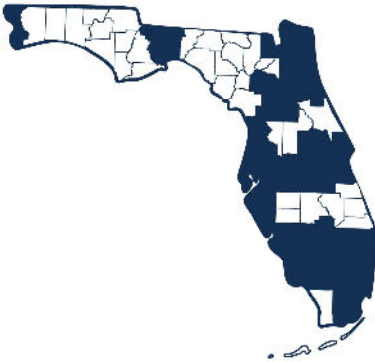


# DEGREE ATTAINMENT PROFILE

## FutureMakers Coalition LCAN

### Local College Access Networks



Local College Access Networks (LCANs) are organizations made up of community leaders who come together to create solutions and form partnerships to support local talent development. Currently, over 83% of Floridians are supported by an LCAN.



Serving Charlotte, Collier, Glades,  
Hendry, and Lee Counties

<https://www.futuremakerscoalition.com/>

### Residents aged 25-64 with a high-quality degree<sup>1,3</sup>

#### Charlotte

**35.5%**

Up from 29.7% in 2015

County Rank: **33** of **67**

#### Collier

**44.6%**

Up from 37.8% in 2015

County Rank: **17** of **67**

#### Glades

**18.3%**

Up from 17.4% in 2015

County Rank: **61** of **67**

#### Hendry

**20.7%**

Up from 15.7% in 2015

County Rank: **55** of **67**

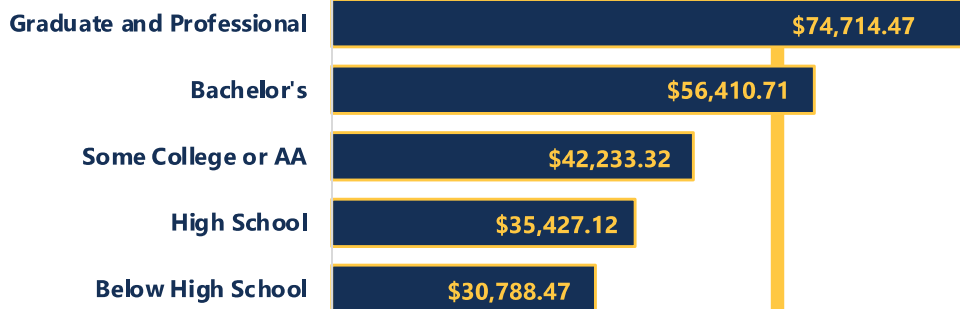
#### Lee

**39.2%**

Up from 33.8% in 2015

County Rank: **30** of **67**

### 2023 Median Earnings by Educational Attainment<sup>4</sup>



The **fastest growing jobs in Florida** are those requiring **education beyond high school**, according to Florida Department of Economic Opportunity.



**All Workers: \$43,778**

# DEGREE ATTAINMENT PROFILE

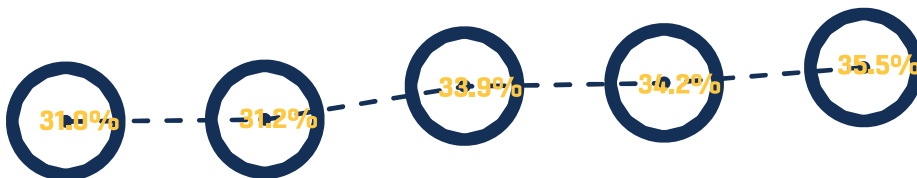
## Charlotte

Residents aged 25-64 with a high-quality degree<sup>1</sup>

**35.5%**

Up from 29.7% in 2015

County Rank: **33 of 67**



2018

2019

2021

2022

2023

## County-by-county comparisons based on selected criteria<sup>1,2,3</sup>

Attainment Rate		
Rank	County	Rate
31	Lake	39.1%
32	St. Lucie	37.6%
<b>33</b>	<b>Charlotte</b>	<b>35.5%</b>
34	Sumter	34.1%
35	Polk	33.1%

Attainment Rate by Population			
Rank	County	Total Pop.	Rate
26	Okaloosa	214,281	47.8%
27	Hernando	201,512	33.0%
<b>28</b>	<b>Charlotte</b>	<b>195,083</b>	<b>35.5%</b>
29	Santa Rosa	193,719	45.5%
30	Bay	181,368	40.6%

Percent Living Below Poverty Level			
Rank	County	% Below	Rate
10	Flagler	9.4%	42.2%
11	Lake	9.5%	39.1%
<b>12</b>	<b>Charlotte</b>	<b>9.6%</b>	<b>35.5%</b>
13	Brevard	9.9%	48.4%
14	Manatee	10.4%	43.6%

## 2023 Median Earnings by Educational Attainment<sup>4</sup>

Graduate and Professional

**\$64,743**

Bachelor's

**\$55,322**

Some College or AA

**\$40,522**

High School

**\$33,623**

Below High School

**\$33,195**

**All Workers: \$40,482**

The **fastest growing jobs in Florida** are those requiring **education beyond high school**, according to Florida Department of Economic Opportunity.



# DEGREE ATTAINMENT PROFILE

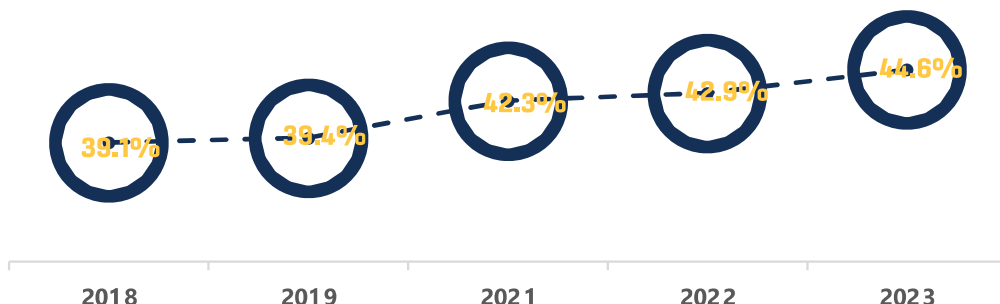
## Collier

Residents aged 25-64 with a high-quality degree<sup>1</sup>

**44.6%**

Up from 37.8% in 2015

County Rank: **17 of 67**



## County-by-county comparisons based on selected criteria<sup>1,2,3</sup>

Attainment Rate		
Rank	County	Rate
15	Martin	42.2%
16	Santa Rosa	41.7%
<b>17</b>	<b>Collier</b>	<b>41.6%</b>
18	Duval	41.0%
19	Manatee	40.6%

Attainment Rate by Population			
Rank	County	Total Pop.	Rate
17	Lake	398,696	39.1%
18	Marion	387,697	32.8%
<b>19</b>	<b>Collier</b>	<b>387,681</b>	<b>44.6%</b>
20	St. Lucie	346,237	37.6%
21	Escambia	323,275	41.0%

Percent Living Below Poverty Level			
Rank	County	% Below	Rate
14	Manatee	10.4%	43.6%
15	Monroe	10.4%	46.8%
<b>16</b>	<b>Collier</b>	<b>10.5%</b>	<b>44.6%</b>
17	Palm Beach	11.1%	48.9%
18	Pasco	11.1%	41.7%

## 2023 Median Earnings by Educational Attainment<sup>4</sup>

Graduate and Professional

**\$84,981**

Bachelor's

**\$60,498**

Some College or AA

**\$47,249**

High School

**\$35,950**

Below High School

**\$31,218**

**All Workers: \$46,225**

The **fastest growing jobs in Florida** are those requiring **education beyond high school**, according to Florida Department of Economic Opportunity.



# DEGREE ATTAINMENT PROFILE

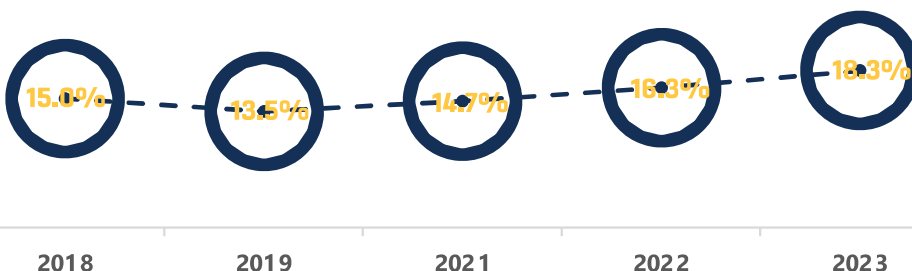
## Glades

Residents aged 25-64 with a high-quality degree<sup>1</sup>

**18.3%**

Up from 17.4% in 2015

County Rank: **61** of **67**



## County-by-county comparisons based on selected criteria<sup>1,2,3</sup>

Attainment Rate		
Rank	County	Rate
59	Union	18.6%
60	Calhoun	18.5%
<b>61</b>	<b>Glades</b>	<b>18.3%</b>
62	Hamilton	17.9%
63	Holmes	17.6%

Attainment Rate by Population			
Rank	County	Total Pop.	Rate
63	Hamilton	13,445	17.9%
64	Franklin	12,418	26.8%
<b>65</b>	<b>Glades</b>	<b>12,324</b>	<b>18.3%</b>
66	Lafayette	8,035	14.4%
67	Liberty	7,650	22.0%

Percent Living Below Poverty Level			
Rank	County	% Below	Rate
58	Liberty	20.8%	22.0%
59	Madison	20.9%	24.3%
<b>60</b>	<b>Glades</b>	<b>21.2%</b>	<b>18.3%</b>
61	Calhoun	21.2%	18.5%
62	Hendry	21.6%	20.7%

## 2023 Median Earnings by Educational Attainment<sup>4</sup>

Graduate and Professional

**\$38,214**

Bachelor's

**\$53,226**

Some College or AA

**\$39,559**

High School

**\$34,907**

Below High School

**\$28,671**

**All Workers: \$35,208**

The **fastest growing jobs in Florida** are those requiring **education beyond high school**, according to Florida Department of Economic Opportunity.



# DEGREE ATTAINMENT PROFILE

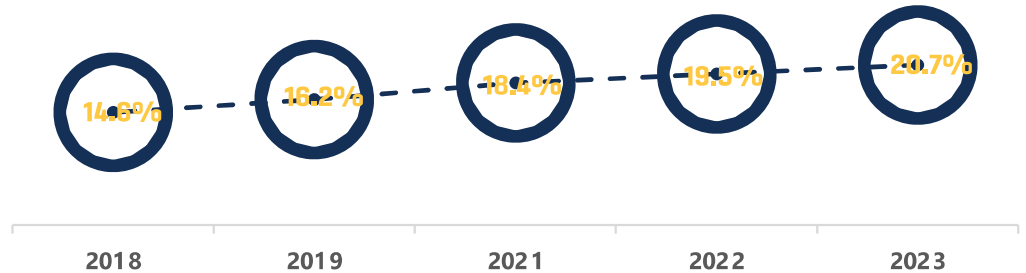
## Hendry

Residents aged 25-64 with a high-quality degree<sup>1</sup>

**20.7%**

Up from 15.7% in 2015

County Rank: **55 of 67**



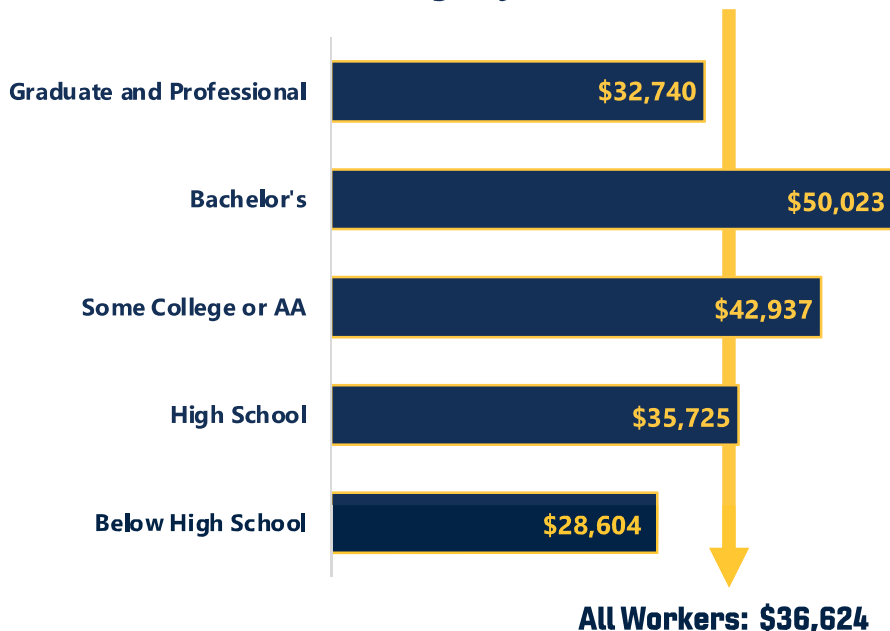
## County-by-county comparisons based on selected criteria<sup>1,2,3</sup>

Attainment Rate		
Rank	County	Rate
53	Liberty	22.0%
54	Bradford	21.6%
<b>55</b>	<b>Hendry</b>	<b>20.7%</b>
56	Washington	20.1%
57	Taylor	19.9%

Attainment Rate by Population			
Rank	County	Total Pop.	Rate
50	DeSoto	34,719	16.7%
51	Okeechobee	40,249	25.9%
<b>52</b>	<b>Hendry</b>	<b>40,798</b>	<b>20.7%</b>
53	Gadsden	43,642	25.1%
54	Levy	44,276	27.9%

Percent Living Below Poverty Level			
Rank	County	% Below	Rate
60	Glades	21.2%	18.3%
61	Calhoun	21.2%	18.5%
<b>62</b>	<b>Hendry</b>	<b>21.6%</b>	<b>25.7%</b>
63	DeSoto	23.1%	16.7%
64	Putnam	23.9%	19.4%

## 2023 Median Earnings by Educational Attainment<sup>4</sup>



The **fastest growing jobs in Florida** are those requiring **education beyond high school**, according to Florida Department of Economic Opportunity.



# DEGREE ATTAINMENT PROFILE

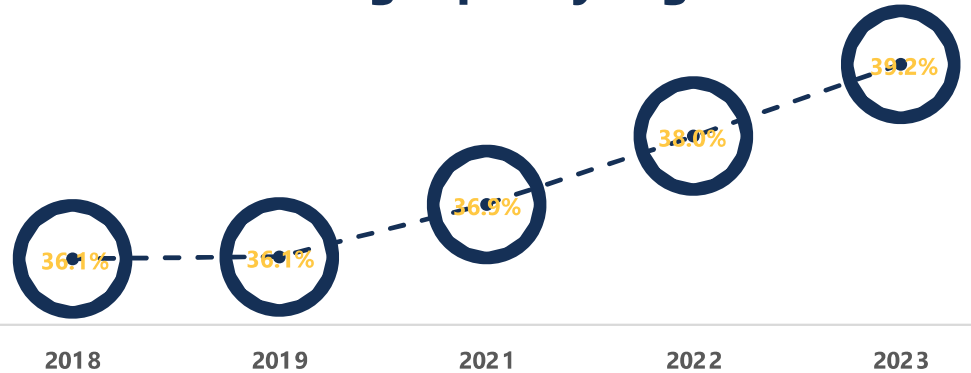
**Lee**

**Residents aged 25-64 with a high-quality degree<sup>1</sup>**

**39.2%**

Up from 33.8% in 2015

County Rank: **30** of **67**



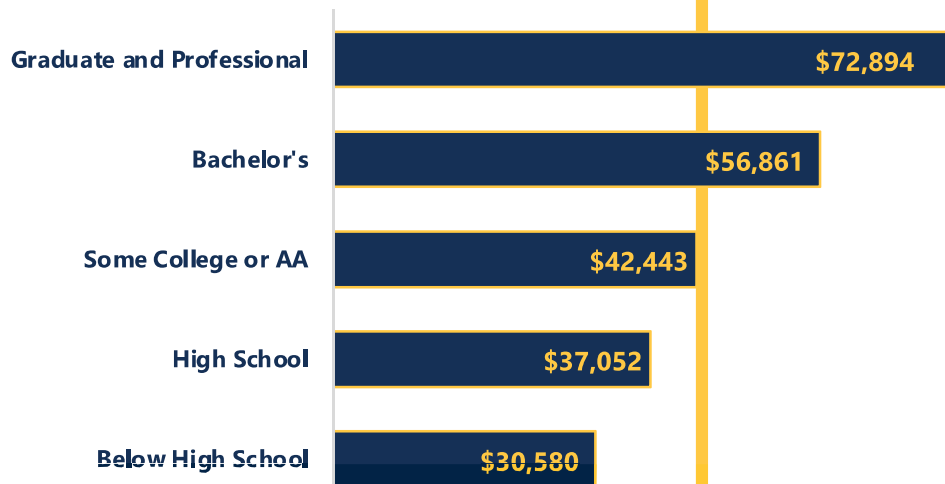
**County-by-county comparisons based on selected criteria<sup>1,2,3</sup>**

Attainment Rate		
Rank	County	Rate
28	Bay	40.6%
29	Volusia	40.5%
<b>30</b>	<b>Lee</b>	<b>39.2%</b>
<b>31</b>	Lake	39.1%
32	St. Lucie	37.6%

Attainment Rate by Population			
Rank	County	Total Pop.	Rate
6	Duval	1,007,189	44.3%
7	Pinellas	960,565	49.0%
<b>8</b>	<b>Lee</b>	<b>792,692</b>	<b>39.2%</b>
9	Polk	760,961	33.1%
10	Brevard	620,533	48.4%

Percent Living Below Poverty Level			
Rank	County	% Below	Rate
25	St. Lucie	11.6%	37.6%
26	Bay	11.7%	40.6%
<b>27</b>	<b>Lee</b>	<b>11.7%</b>	<b>39.2%</b>
28	Hernando	12.0%	33.0%
29	Broward	12.2%	48.4%

## 2023 Median Earnings by Educational Attainment<sup>4</sup>



The **fastest growing jobs in Florida** are those requiring **education beyond high school**, according to Florida Department of Economic Opportunity.



**All Workers: \$43,947**



# DEGREE ATTAINMENT PROFILE

## State of Florida

### Degree attainment by county and age group

County	25-34	25-64	County	25-34	25-64	County	25-34	25-64
Alachua	58.9%	60.9%	Hardee	11.9%	17.4%	Okeechobee	20.8%	25.9%
Baker	20.7%	23.6%	Hendry	26.4%	20.7%	Orange	48.0%	51.6%
Bay	34.3%	40.6%	Hernando	25.2%	33.0%	Osceola	35.8%	42.2%
Bradford	22.1%	21.6%	Highlands	18.0%	30.6%	Palm Beach	41.4%	48.9%
Brevard	41.6%	48.4%	Hillsborough	46.8%	49.3%	Pasco	34.8%	41.6%
Broward	43.3%	48.4%	Holmes	8.4%	17.6%	Pinellas	44.4%	49.0%
Calhoun	10.8%	18.5%	Indian River	37.5%	42.4%	Polk	27.6%	33.1%
Charlotte	22.5%	35.5%	Jackson	8.8%	22.7%	Putnam	10.2%	19.4%
Citrus	22.8%	29.6%	Jefferson	17.2%	27.5%	St. Johns	45.6%	60.2%
Clay	32.6%	41.6%	Lafayette	14.4%	14.4%	St. Lucie	30.6%	37.6%
Collier	34.4%	44.6%	Lake	31.4%	39.1%	Santa Rosa	37.3%	45.5%
Columbia	15.5%	26.5%	Lee	32.2%	39.2%	Sarasota	39.8%	48.1%
DeSoto	18.5%	16.7%	Leon	57.0%	58.1%	Seminole	53.7%	56.7%
Dixie	18.9%	14.1%	Levy	19.3%	27.9%	Sumter	18.4%	34.0%
Duval	40.2%	44.3%	Liberty	6.1%	22.0%	Suwannee	9.6%	24.7%
Escambia	34.0%	41.0%	Madison	17.1%	24.3%	Taylor	6.6%	19.9%
Flagler	20.6%	42.2%	Manatee	33.8%	43.6%	Union	12.4%	18.6%
Franklin	8.8%	26.8%	Marion	23.6%	32.8%	Volusia	34.2%	40.5%
Gadsden	12.3%	25.1%	Martin	29.0%	45.8%	Wakulla	23.4%	28.8%
Gilchrist	11.7%	24.4%	Miami-Dade	44.2%	45.9%	Walton	27.2%	43.5%
Glades	24.8%	18.3%	Monroe	39.3%	46.8%	Washington	15.0%	20.1%
Gulf	10.9%	29.7%	Nassau	33.3%	42.3%	Florida	46.6%	46.8%
Hamilton	6.7%	17.9%	Okaloosa	44.7%	47.7%	U.S.	48.9%	54.9%

### Data Notes

Degree attainment, workforce credential and industry certification attainment: Lumina Foundation (2025) Stronger Nation

All statistics are for residents aged 25-64 unless otherwise noted.  
2020 data omitted as it did not meet quality standards.

The Florida College Access Network leads the collaborative movement to ensure every Floridian achieves an education beyond high school and a rewarding career. We envision a Florida working together where education is the pathway to economic mobility for all.

For more information, please visit [www.floridacollegeaccess.org](http://www.floridacollegeaccess.org).