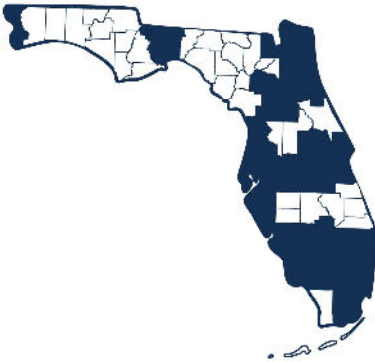


DEGREE ATTAINMENT PROFILE

LEAP Tampa Bay LCAN

Local College Access Networks



Local College Access Networks (LCANs) are organizations made up of community leaders who come together to create solutions and form partnerships to support local talent development. Currently, over 83% of Floridians are supported by an LCAN.



Serving Hillsborough and Pinellas
Counties

<https://leaptampabay.org/>

Residents aged 25-64 with a high-quality degree^{1,3}

Hillsborough

49.3%

Up from 42.5% in 2015

County Rank: **6 of 67**

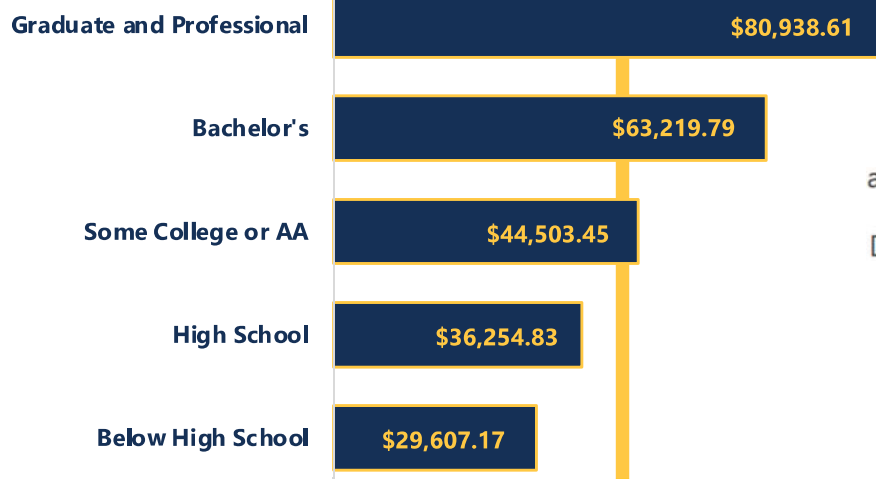
Pinellas

49.0%

Up from 41.5% in 2015

County Rank: **7 of 67**

2023 Median Earnings by Educational Attainment⁴



All Workers: \$48,614

The **fastest growing jobs in Florida** are those requiring **education beyond high school**, according to Florida Department of Economic Opportunity.



DEGREE ATTAINMENT PROFILE

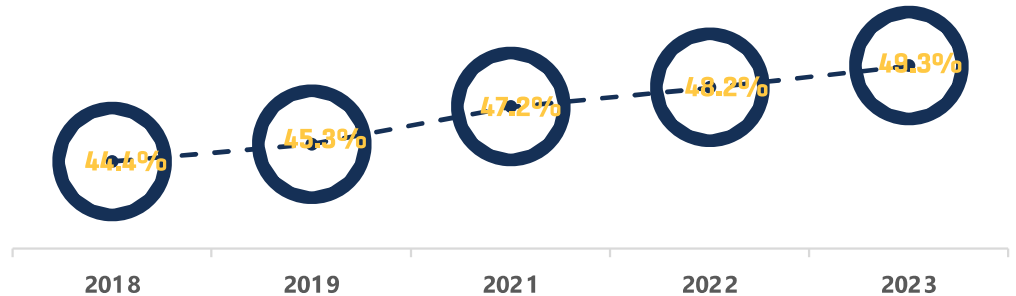
Hillsborough

Residents aged 25-64 with a high-quality degree¹

49.3%

Up from 42.5% in 2015

County Rank: **6 of 67**



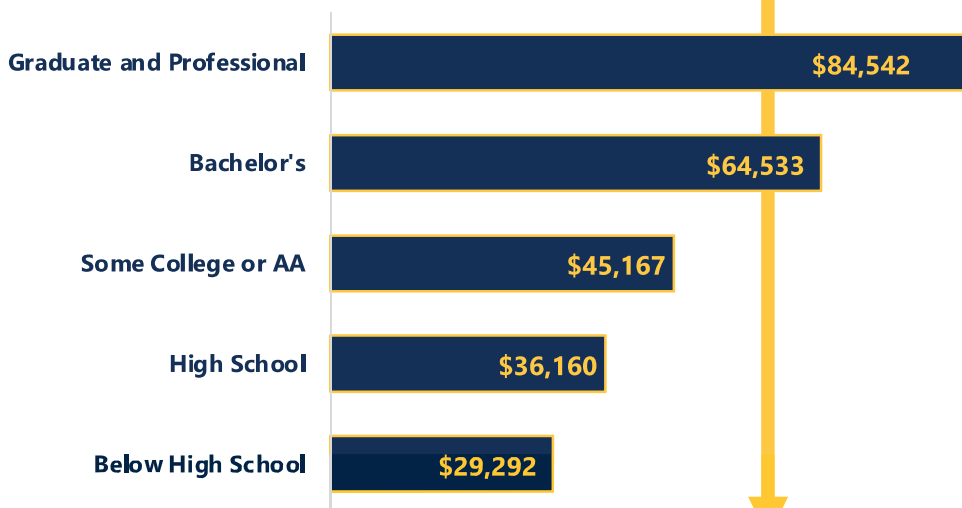
County-by-county comparisons based on selected criteria^{1,2,3}

Attainment Rate		
Rank	County	Rate
4	Seminole	56.7%
5	Orange	51.6%
6	Hillsborough	49.3%
7	Pinellas	49.0%
8	Palm Beach	48.9%

Attainment Rate by Population			
Rank	County	Total Pop.	Rate
2	Broward	1,946,127	48.4%
3	Palm Beach	1,507,453	48.9%
4	Hillsborough	1,489,634	49.3%
5	Orange	1,440,471	51.6%
6	Duval	1,007,189	44.3%

Percent Living Below Poverty Level			
Rank	County	% Below	Rate
32	Orange	13.1%	51.6%
33	Baker	13.1%	23.6%
34	Hillsborough	13.2%	49.3%
35	Suwanee	14.2%	24.7%
36	Holmes	14.4%	17.6%

2023 Median Earnings by Educational Attainment⁴



All Workers: \$48,934

The **fastest growing jobs in Florida** are those requiring **education beyond high school**, according to Florida Department of Economic Opportunity.



DEGREE ATTAINMENT PROFILE

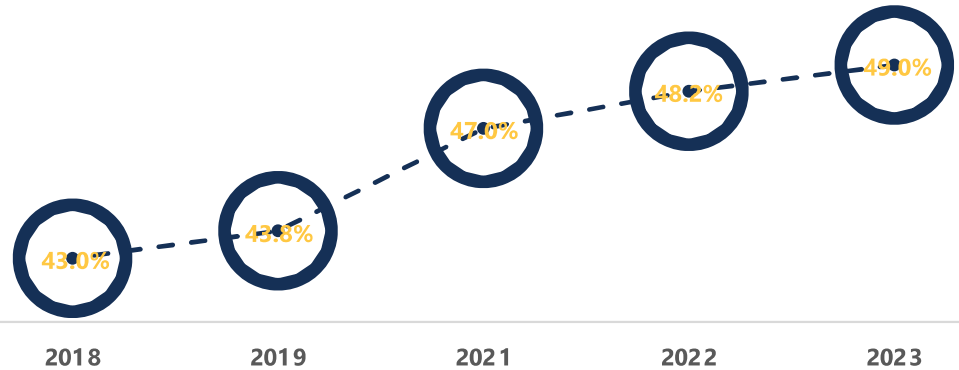
Pinellas

Residents aged 25-64 with a high-quality degree¹

49.0%

Up from 41.5% in 2015

County Rank: **7** of **67**



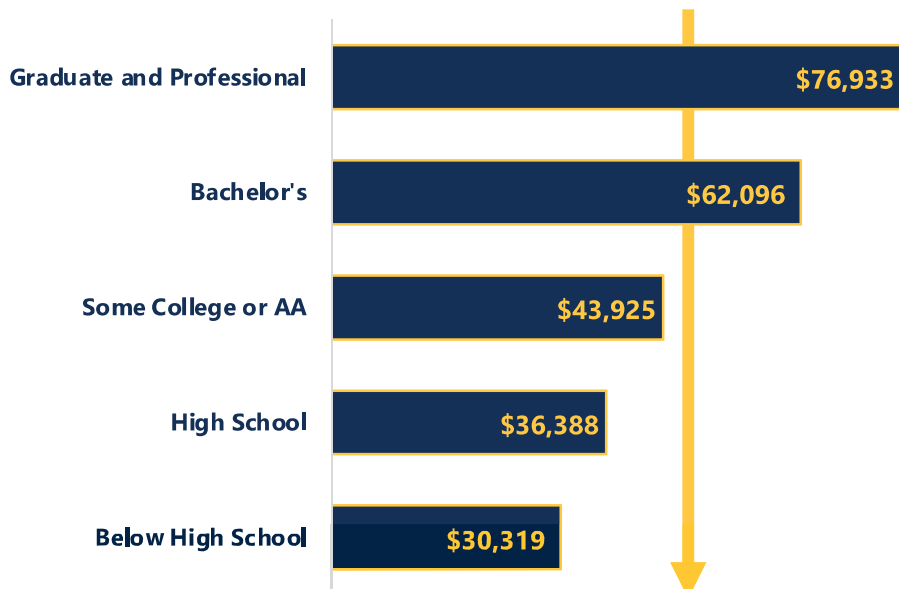
County-by-county comparisons based on selected criteria ^{1,2,3}

Attainment Rate		
Rank	County	Rate
5	Orange	51.6%
6	Hillsborough	49.3%
7	Pinellas	49.0%
8	Palm Beach	48.9%
9	Brevard	48.4%

Attainment Rate by Population			
Rank	County	Total Pop.	Rate
5	Orange	1,440,471	51.6%
6	Duval	1,007,189	44.3%
7	Pinellas	960,565	49.0%
8	Lee	792,692	39.2%
9	Polk	760,961	33.1%

Percent Living Below Poverty Level			
Rank	County	% Below	Rate
20	Martin	11.4%	45.8%
21	Walton	11.4%	43.5%
22	Pinellas	11.4%	49.0%
23	Indian River	11.4%	42.4%
24	Gulf	11.6%	29.7%

2023 Median Earnings by Educational Attainment ⁴



All Workers: \$48,099

The **fastest growing jobs in Florida** are those requiring **education beyond high school**, according to Florida Department of Economic Opportunity.



DEGREE ATTAINMENT PROFILE

State of Florida

Degree attainment by county and age group

County	25-34	25-64	County	25-34	25-64	County	25-34	25-64
Alachua	58.9%	60.9%	Hardee	11.9%	17.4%	Okeechobee	20.8%	25.9%
Baker	20.7%	23.6%	Hendry	26.4%	20.7%	Orange	48.0%	51.6%
Bay	34.3%	40.6%	Hernando	25.2%	33.0%	Osceola	35.8%	42.2%
Bradford	22.1%	21.6%	Highlands	18.0%	30.6%	Palm Beach	41.4%	48.9%
Brevard	41.6%	48.4%	Hillsborough	46.8%	49.3%	Pasco	34.8%	41.6%
Broward	43.3%	48.4%	Holmes	8.4%	17.6%	Pinellas	44.4%	49.0%
Calhoun	10.8%	18.5%	Indian River	37.5%	42.4%	Polk	27.6%	33.1%
Charlotte	22.5%	35.5%	Jackson	8.8%	22.7%	Putnam	10.2%	19.4%
Citrus	22.8%	29.6%	Jefferson	17.2%	27.5%	St. Johns	45.6%	60.2%
Clay	32.6%	41.6%	Lafayette	14.4%	14.4%	St. Lucie	30.6%	37.6%
Collier	34.4%	44.6%	Lake	31.4%	39.1%	Santa Rosa	37.3%	45.5%
Columbia	15.5%	26.5%	Lee	32.2%	39.2%	Sarasota	39.8%	48.1%
DeSoto	18.5%	16.7%	Leon	57.0%	58.1%	Seminole	53.7%	56.7%
Dixie	18.9%	14.1%	Levy	19.3%	27.9%	Sumter	18.4%	34.0%
Duval	40.2%	44.3%	Liberty	6.1%	22.0%	Suwannee	9.6%	24.7%
Escambia	34.0%	41.0%	Madison	17.1%	24.3%	Taylor	6.6%	19.9%
Flagler	20.6%	42.2%	Manatee	33.8%	43.6%	Union	12.4%	18.6%
Franklin	8.8%	26.8%	Marion	23.6%	32.8%	Volusia	34.2%	40.5%
Gadsden	12.3%	25.1%	Martin	29.0%	45.8%	Wakulla	23.4%	28.8%
Gilchrist	11.7%	24.4%	Miami-Dade	44.2%	45.9%	Walton	27.2%	43.5%
Glades	24.8%	18.3%	Monroe	39.3%	46.8%	Washington	15.0%	20.1%
Gulf	10.9%	29.7%	Nassau	33.3%	42.3%	Florida	46.6%	46.8%
Hamilton	6.7%	17.9%	Okaloosa	44.7%	47.7%	U.S.	48.9%	54.9%

Data Notes

Degree attainment, workforce credential and industry certification attainment: Lumina Foundation (2025) Stronger Nation

All statistics are for residents aged 25-64 unless otherwise noted.
2020 data omitted as it did not meet quality standards.

The Florida College Access Network leads the collaborative movement to ensure every Floridian achieves an education beyond high school and a rewarding career. We envision a Florida working together where education is the pathway to economic mobility for all.

For more information, please visit www.floridacollegeaccess.org.