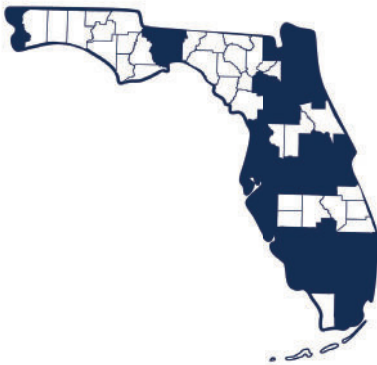


# DEGREE ATTAINMENT PROFILE

## REACH Manatee

### Local College Access Networks



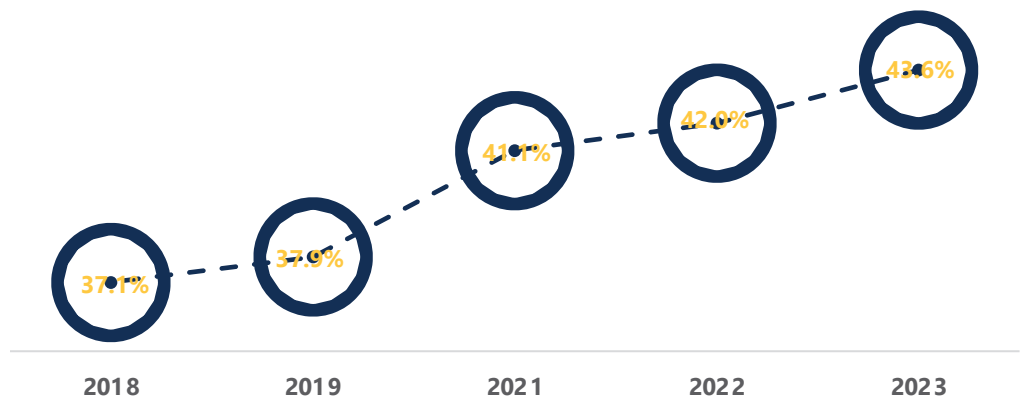
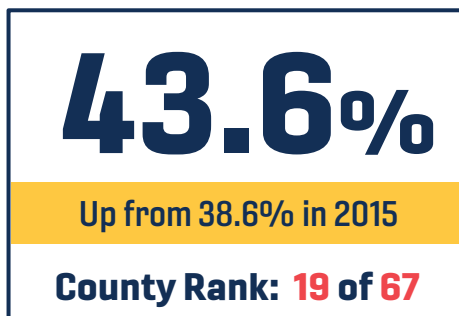
Local College Access Networks (LCANs) are organizations made up of community leaders who come together to create solutions and form partnerships to support local talent development. Currently, over 83% of Floridians are supported by an LCAN.



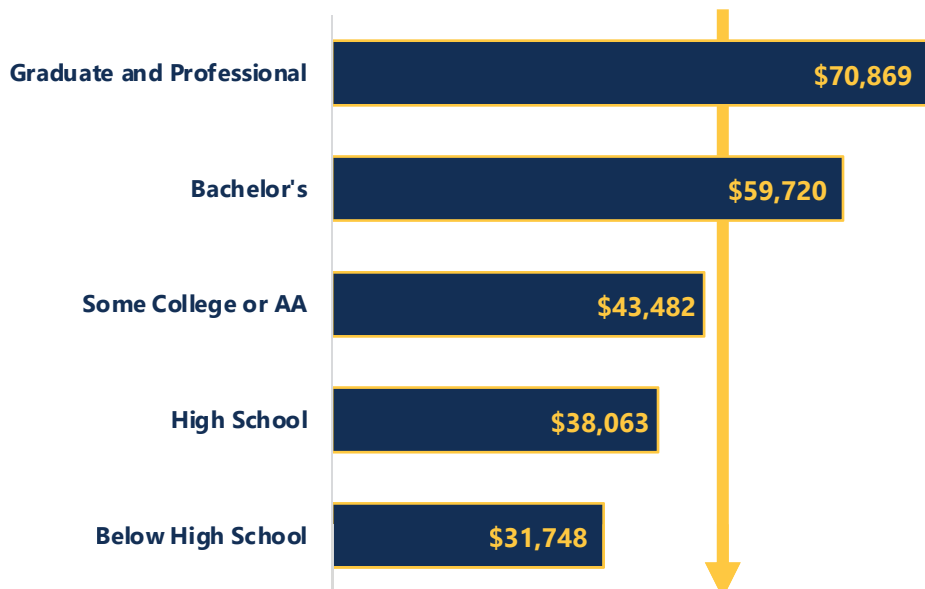
#### Serving Manatee County

<https://www.reachmanatee.org/>

### Residents aged 25-64 with a high-quality degree<sup>1</sup>



### 2023 Median Earnings by Educational Attainment<sup>4</sup>



The **fastest growing jobs in Florida** are those requiring **education beyond high school**, according to Florida Department of Economic Opportunity.



All Workers: \$45,834

# DEGREE ATTAINMENT PROFILE

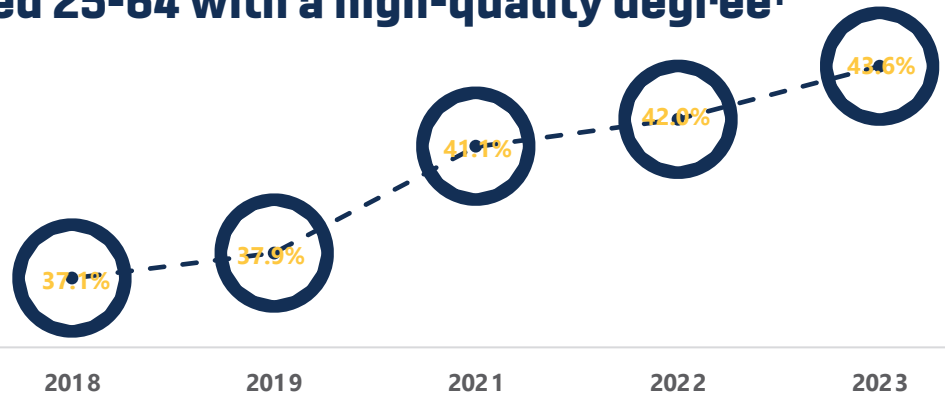
## Manatee

Residents aged 25-64 with a high-quality degree<sup>1</sup>

**43.6%**

Up from 38.6% in 2015

County Rank: **19** of **67**



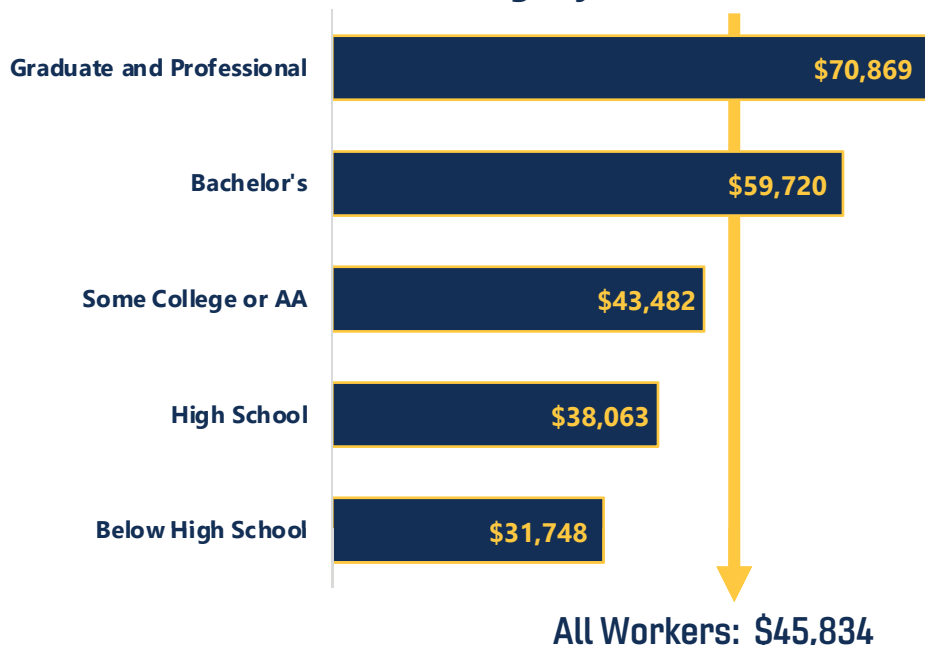
County-by-county comparisons based on selected criteria <sup>1,2,3</sup>

Attainment Rate		
Rank	County	Rate
17	Collier	44.6%
18	Duval	44.3%
19	Manatee	43.6%
20	Walton	43.5%
21	Indian River	42.4%

Attainment Rate by Population			
Rank	County	Total Pop.	Rate
13	Seminole	474,912	56.7%
14	Sarasota	449,011	48.1%
15	Manatee	416,020	43.6%
16	Osceola	406,943	42.2%
17	Lake	398,696	39.1%

Percent Living Below Poverty Level			
Rank	County	% Below	Rate
12	Charlotte	9.6%	35.5%
13	Brevard	9.9%	48.4%
14	Manatee	10.4%	43.6%
15	Monroe	10.4%	46.8%
16	Collier	10.5%	44.6%

## 2023 Median Earnings by Educational Attainment <sup>4</sup>



The **fastest growing jobs** in Florida are those requiring **education beyond high school**, according to Florida Department of Economic Opportunity.



# DEGREE ATTAINMENT PROFILE

## State of Florida

### Degree attainment by county and age group <sup>1</sup>

County	25-34	25-64	County	25-34	25-64	County	25-34	25-64
Alachua	58.9%	60.9%	Hardee	11.9%	17.4%	Okeechobee	20.8%	25.9%
Baker	20.7%	23.6%	Hendry	26.4%	20.7%	Orange	48.0%	51.6%
Bay	34.3%	40.6%	Hernando	25.2%	33.0%	Osceola	35.8%	42.2%
Bradford	22.1%	21.6%	Highlands	18.0%	30.6%	Palm Beach	41.4%	48.9%
Brevard	41.6%	48.4%	Hillsborough	46.8%	49.3%	Pasco	34.8%	41.6%
Broward	43.3%	48.4%	Holmes	8.4%	17.6%	Pinellas	44.4%	49.0%
Calhoun	10.8%	18.5%	Indian River	37.5%	42.4%	Polk	27.6%	33.1%
Charlotte	22.5%	35.5%	Jackson	8.8%	22.7%	Putnam	10.2%	19.4%
Citrus	22.8%	29.6%	Jefferson	17.2%	27.5%	St. Johns	45.6%	60.2%
Clay	32.6%	41.6%	Lafayette	14.4%	14.4%	St. Lucie	30.6%	37.6%
Collier	34.4%	44.6%	Lake	31.4%	39.1%	Santa Rosa	37.3%	45.5%
Columbia	15.5%	26.5%	Lee	32.2%	39.2%	Sarasota	39.8%	48.1%
DeSoto	18.5%	16.7%	Leon	57.0%	58.1%	Seminole	53.7%	56.7%
Dixie	18.9%	14.1%	Levy	19.3%	27.9%	Sumter	18.4%	34.0%
Duval	40.2%	44.3%	Liberty	6.1%	22.0%	Suwannee	9.6%	24.7%
Escambia	34.0%	41.0%	Madison	17.1%	24.3%	Taylor	6.6%	19.9%
Flagler	20.6%	42.2%	Manatee	33.8%	43.6%	Union	12.4%	18.6%
Franklin	8.8%	26.8%	Marion	23.6%	32.8%	Volusia	34.2%	40.5%
Gadsden	12.3%	25.1%	Martin	29.0%	45.8%	Wakulla	23.4%	28.8%
Gilchrist	11.7%	24.4%	Miami-Dade	44.2%	45.9%	Walton	27.2%	43.5%
Glades	24.8%	18.3%	Monroe	39.3%	46.8%	Washington	15.0%	20.1%
Gulf	10.9%	29.7%	Nassau	33.3%	42.3%	Florida	46.6%	46.8%
Hamilton	6.7%	17.9%	Okaloosa	44.7%	47.7%	U.S.	48.9%	54.9%

#### Data Notes

1. U.S. Census Bureau, American Community Survey (2023) 5-Year Table B15001, *Sex by Age by Educational Attainment*
2. U.S. Census Bureau, American Community Survey (2023) 5-Year Table DP05, *Demographic and Housing Estimates*
3. U.S. Census Bureau, American Community Survey (2023) 5-Year Table S1701, *Poverty Status in the Past 12 Months*
4. U.S. Census Bureau, American Community Survey (2023) 5-Year Table S1501, *Educational Attainment*

The Florida College Access Network leads the collaborative movement to ensure every Floridian achieves an education beyond high school and a rewarding career. We envision a Florida working together where education is the pathway to economic mobility for all.

For more information, please visit [www.floridacollegeaccess.org](http://www.floridacollegeaccess.org).