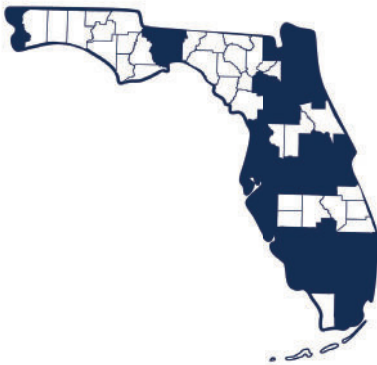



DEGREE ATTAINMENT PROFILE

Spark Pasco-Hernando

Local College Access Networks



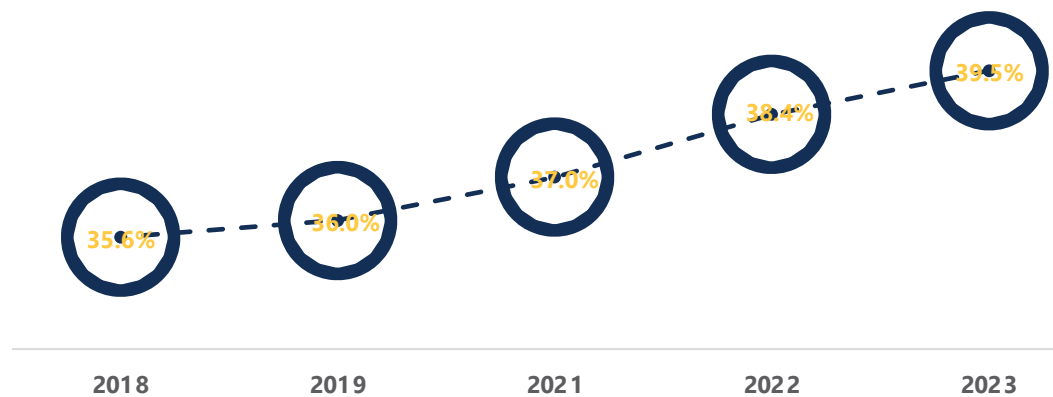
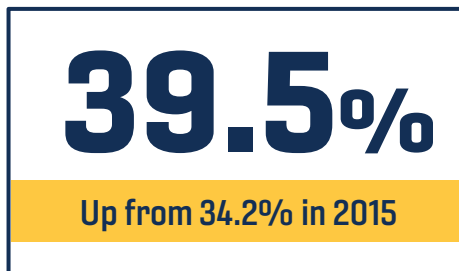
Local College Access Networks (LCANs) are organizations made up of community leaders who come together to create solutions and form partnerships to support local talent development. Currently, over 83% of Floridians are supported by an LCAN.



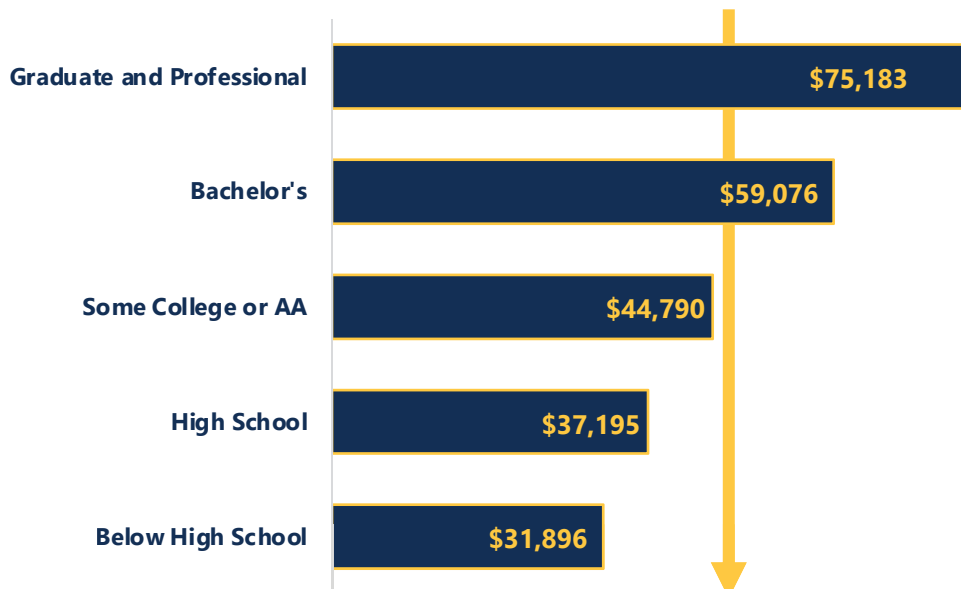
Serving Pasco and Hernando Counties

<https://www.sparkpascohernando.org/>

Residents aged 25-64 with a high-quality degree¹



2023 Median Earnings by Educational Attainment⁴



All Workers: \$46,257

The **fastest growing jobs in Florida** are those requiring **education beyond high school**, according to Florida Department of Economic Opportunity.



DEGREE ATTAINMENT PROFILE



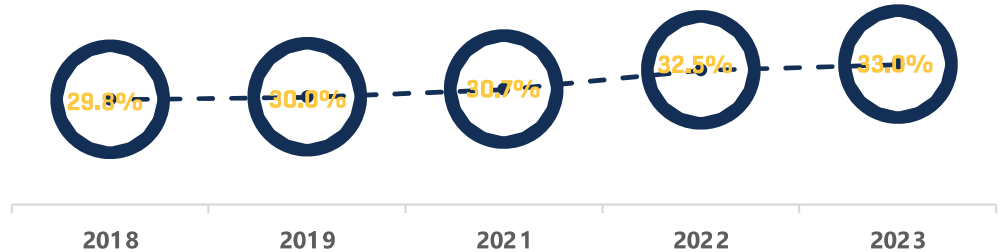
Hernando

Residents aged 25-64 with a high-quality degree¹

33.0%

Up from 28.4% in 2015

County Rank: **26 of 67**



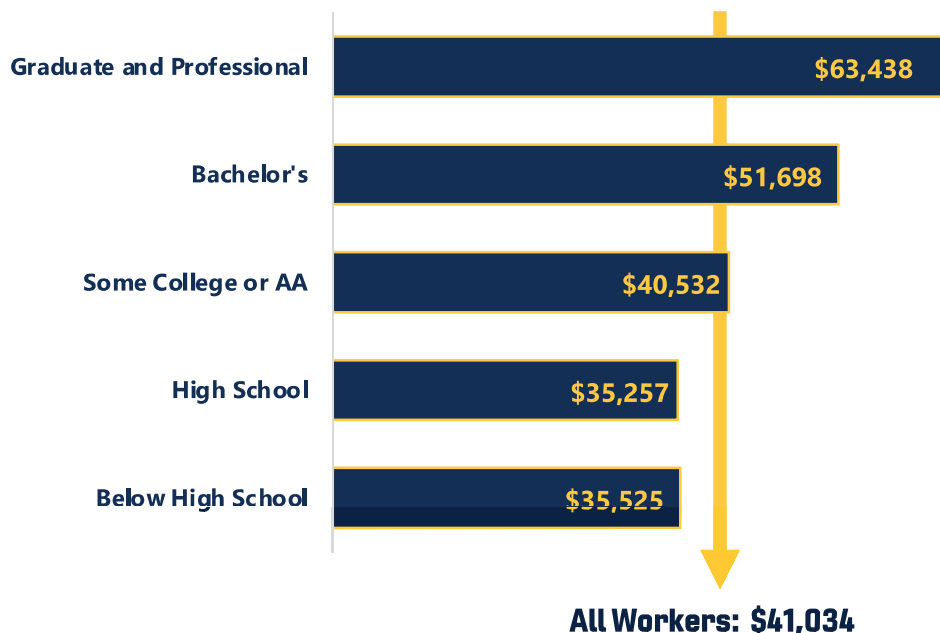
County-by-county comparisons based on selected criteria^{1,2,3}

Attainment Rate		
Rank	County	Rate
24	Sumter	34.1%
25	Polk	33.1%
26	Hernando	33.0%
27	Marion	32.8%
28	Highlands	30.6%

Attainment Rate by Population			
Rank	County	Total Pop.	Rate
50	Clay	223,436	41.6%
51	Okaloosa	214,281	47.8%
52	Hernando	201,512	33.0%
53	Charlotte	195,083	35.5%
54	Santa Rosa	193,719	45.5%

Percent Living Below Poverty Level			
Rank	County	% Below	Rate
26	Bay	11.7%	40.6%
27	Lee	11.7%	39.2%
28	Hernando	12.0%	33.0%
29	Broward	12.2%	18.4%
30	Volusia	12.2%	40.5%

2023 Median Earnings by Educational Attainment⁴



The **fastest growing jobs in Florida** are those requiring **education beyond high school**, according to Florida Department of Economic Opportunity.



DEGREE ATTAINMENT PROFILE



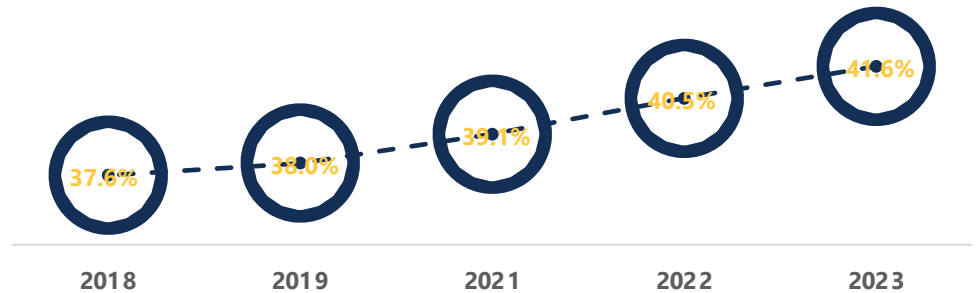
Pasco

Residents aged 25-64 with a high-quality degree¹

41.6%

Up from 36.2% in 2015

County Rank: **25** of **67**



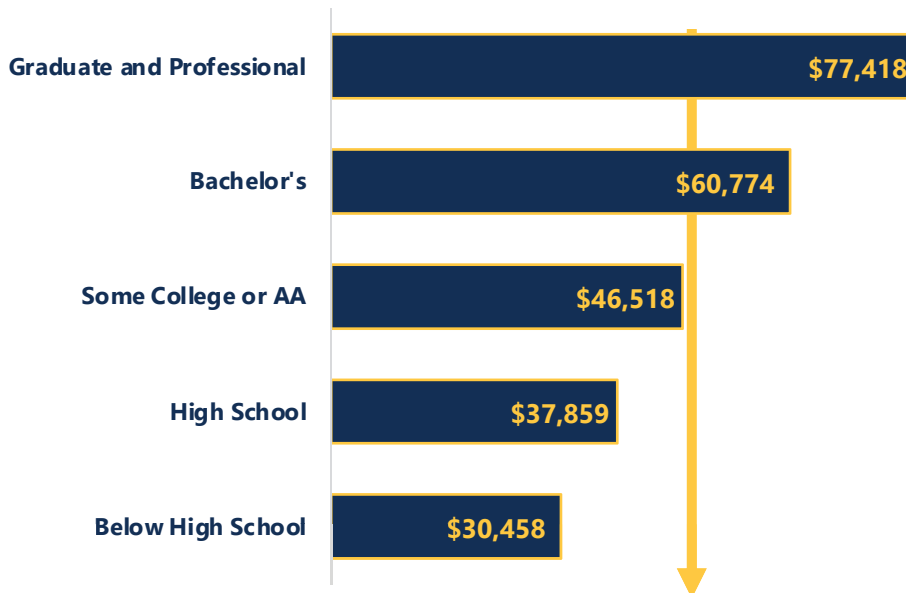
County-by-county comparisons based on selected criteria ^{1,2,3}

Attainment Rate		
Rank	County	Rate
23	Flagler	42.2%
24	Osceola	42.2%
25	Pasco	41.6%
26	Clay	41.6%
27	Escambia	41.0%

Attainment Rate by Population			
Rank	County	Total Pop.	Rate
9	Polk	760,961	33.1%
10	Brevard	620,533	48.4%
11	Pasco	588,758	41.6%
12	Volusia	568,229	40.5%
13	Seminole	474,912	56.7%

Percent Living Below Poverty Level			
Rank	County	% Below	Rate
16	Collier	10.5%	44.6%
17	Palm Beach	11.1%	48.9%
18	Pasco	11.1%	41.6%
19	Gilchrist	11.2%	24.4%
20	Martin	11.4%	45.8%

2023 Median Earnings by Educational Attainment ⁴



All Workers: \$47,967

The **fastest growing jobs in Florida** are those requiring **education beyond high school**, according to Florida Department of Economic Opportunity.



FLORIDA
COLLEGE ACCESS NETWORK

DEGREE ATTAINMENT PROFILE

State of Florida

Degree attainment by county and age group

County	25-34	25-64	County	25-34	25-64	County	25-34	25-64
Alachua	58.9%	60.9%	Hardee	11.9%	17.4%	Okeechobee	20.8%	25.9%
Baker	20.7%	23.6%	Hendry	26.4%	20.7%	Orange	48.0%	51.6%
Bay	34.3%	40.6%	Hernando	25.2%	33.0%	Osceola	35.8%	42.2%
Bradford	22.1%	21.6%	Highlands	18.0%	30.6%	Palm Beach	41.4%	48.9%
Brevard	41.6%	48.4%	Hillsborough	46.8%	49.3%	Pasco	34.8%	41.6%
Broward	43.3%	48.4%	Holmes	8.4%	17.6%	Pinellas	44.4%	49.0%
Calhoun	10.8%	18.5%	Indian River	37.5%	42.4%	Polk	27.6%	33.1%
Charlotte	22.5%	35.5%	Jackson	8.8%	22.7%	Putnam	10.2%	19.4%
Citrus	22.8%	29.6%	Jefferson	17.2%	27.5%	St. Johns	45.6%	60.2%
Clay	32.6%	41.6%	Lafayette	14.4%	14.4%	St. Lucie	30.6%	37.6%
Collier	34.4%	44.6%	Lake	31.4%	39.1%	Santa Rosa	37.3%	45.5%
Columbia	15.5%	26.5%	Lee	32.2%	39.2%	Sarasota	39.8%	48.1%
DeSoto	18.5%	16.7%	Leon	57.0%	58.1%	Seminole	53.7%	56.7%
Dixie	18.9%	14.1%	Levy	19.3%	27.9%	Sumter	18.4%	34.0%
Duval	40.2%	44.3%	Liberty	6.1%	22.0%	Suwannee	9.6%	24.7%
Escambia	34.0%	41.0%	Madison	17.1%	24.3%	Taylor	6.6%	19.9%
Flagler	20.6%	42.2%	Manatee	33.8%	43.6%	Union	12.4%	18.6%
Franklin	8.8%	26.8%	Marion	23.6%	32.8%	Volusia	34.2%	40.5%
Gadsden	12.3%	25.1%	Martin	29.0%	45.8%	Wakulla	23.4%	28.8%
Gilchrist	11.7%	24.4%	Miami-Dade	44.2%	45.9%	Walton	27.2%	43.5%
Glades	24.8%	18.3%	Monroe	39.3%	46.8%	Washington	15.0%	20.1%
Gulf	10.9%	29.7%	Nassau	33.3%	42.3%	Florida	46.6%	46.8%
Hamilton	6.7%	17.9%	Okaloosa	44.7%	47.7%	U.S.	48.9%	54.9%

Data Notes

Degree attainment, workforce credential and industry certification attainment: Lumina Foundation (2025) Stronger Nation
2020 data omitted as it did not meet quality standards.

The Florida College Access Network leads the collaborative movement to ensure every Floridian achieves an education beyond high school and a rewarding career. We envision a Florida working together where education is the pathway to economic mobility for all.

For more information, please visit www.floridacollegeaccess.org.