

FAFSA Forward: Regional Success Stories & 2026-27 Preview

WEBINAR

September 25, 2025 | 3 - 4:30 PM ET

Questions & Conversation

- Submit your questions in the box
- Share on social media

X: @FLCollegeAccess
#FCAN
#TalentStrongFL

*This webinar is being recorded; all materials
will be available within a week of recording*



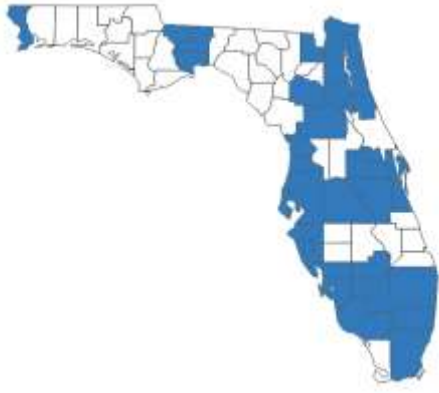
Our mission:

We lead the collaborative movement to ensure every Floridian achieves an education beyond high school and a rewarding career.

Our vision:

A Florida working together, where education is the pathway to economic mobility for all.

FCAN's Work



Research and Data: FCAN publishes research and data on evidence-based practices and policy opportunities to strengthen Florida's talent pool.

Advocacy: FCAN engages with stakeholders, policy makers and community-based organizations to find ways for improving every students' postsecondary journey.

Storytelling: FCAN focuses on students and their communities to understand and share the impacts of Florida's education policy.

Local college access networks (LCANs): FCAN provides financial supports and technical assistance to local coalitions made up of community leaders who come together to create solutions and partnerships to support local talent development.



Statewide Initiatives: FCAN coordinates 4 College Ready Florida initiatives that provides schools and community organizations resources to help students continue their education after high school.

Convenings for Collaboration: FCAN hosts and facilitates data-driven, solutions-oriented conversations with student success leaders at the community-based, institutional, and statewide levels.

7 Conditions for Success

Opportunity for everyone: To build a talent-strong economy, all Floridians need access to a postsecondary education and the supports to complete it.

Clear information and guidance: Students and families need exposure and counseling early and often to make informed decisions about their futures.

Affordability: Postsecondary education needs to be within everyone's financial reach, regardless of household income or life circumstances.

Multiple pathways to success: Floridians benefit from multiple learning opportunities for academic achievement and career advancement.

Lifelong learning: No degree or credential is “one and done;” Floridians need to prepare for career changes through continuous learning.

Effective use of data: Transparent access to data on education and economic outcomes, especially for Florida's diverse populations, helps achieve our goals.

Community collaboration: When community partners work together toward a shared vision, they remove barriers, build a robust workforce, and improve the quality of life for their regions.

JOIN US!



Talent **Strong**

FLORIDA

2026 SUMMIT



May 6-8, 2026 | Grand Hyatt Tampa Bay

Call for proposals opens in 2 weeks


FLORIDA
COLLEGE ACCESS NETWORK

Agenda

FAFSA Forward: Regional Success Stories & 2026-27 Preview

- Welcome & Overview
- 2025-26 FAFSA Challenge Cycle: Results & Data Analysis
- Regional Success Stories & Student Voices
- 2026-27 FAFSA Preview & Expert Commentary
- Q&A Session

Guest Speakers



Patrick Simon
President
Citrus County Coalition
for College & Careers



Colleen Lockwood
Executive Director
Bridge 2 Life (B2L)



Shayla Murray Smith
Director
Elevate Brevard



Dan Barkowitz
Asst. VP of Financial
Assistance
University of Miami

FAFSA Forward: Regional Success Stories & 2026-27 Preview

2025-26 FAFSA Challenge Cycle: Results & Data Analysis

Celebrating FAFSA Gains Across Florida



2024-25 Florida FAFSA Challenge

Completion Rates for 12th Graders at Florida Public Schools

Filling out the FAFSA is an essential step in preparing for life after high school and finding out how much money you can get to pay for college or technical school! View FAFSA completion data for over 600 public schools in Florida by navigating the search tools and filters below.



Level
(All)

Primary Service Type
(All)

District
(All)

Charter Status
(All)

School Size
(All)

Title 1 Status
(All)

Download
FAFSA data

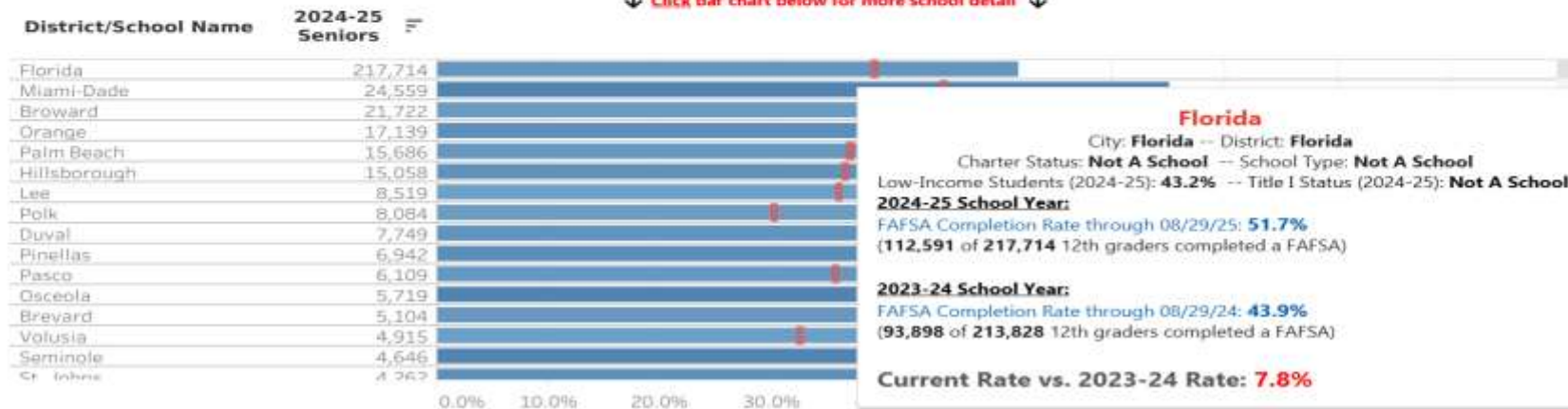
Learn about
best practices
in the FAFSA
Toolkit

Take the
Challenge!

****Florida Snapshot****
Current Completion Rate:
51.7%
Previous Cycle Completion
Rate: **43.9%**
Difference in Completions
Y/Y: **18,693**

FAFSA Completion Rates through August 29nd, 2025

↓ Click bar chart below for more school detail ↓



About the data

To learn more about the FAFSA and school data used in the chart above, please view the linked addendum: Florida FAFSA Challenge Data Addendum 2024-2025. https://drive.google.com/file/d/1ZVyabiG260_h5nbt4YU_eIzn6b1nN/view?usp=drive_link



Florida students have earned an estimated **\$232,028,922** in Pell Grants!



City: **Florida**, District: **Florida**
School Type: **Not A School**, Charter Status: **Not A School**
Low-income rate (2024-25): **43.2%**, School Size: **State**
SY 2024-25 FAFSA Completion Target: 38.9%

Current Week FAFSA Data:
2024-25 School Year
(01/01/25 - 08/29/25)

Current Week FAFSA Data:
2023-24 School Year
(01/01/24 - 08/29/24)

Difference
(08/29/25 vs
08/29/24)

12th Graders:

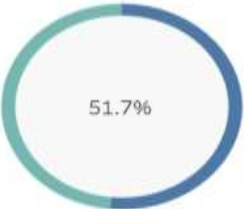
217,714

FAFSAs
Submitted:

116,989

FAFSAs
Completed:

112,591



12th Graders:

213,828

FAFSAs
Submitted:

99,710

FAFSAs
Completed:

93,898

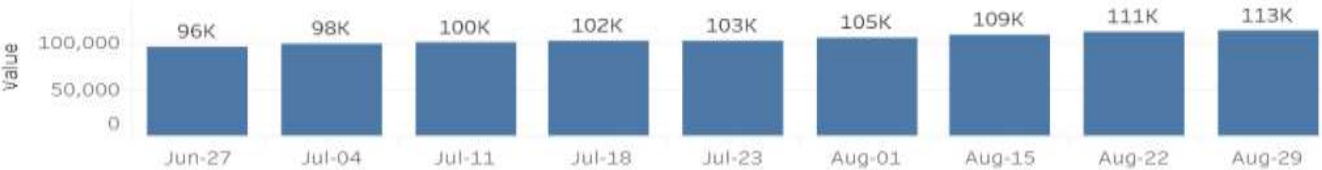


FAFSA
Completion Rate:
7.8%

FAFSAs
Submitted:
17,279

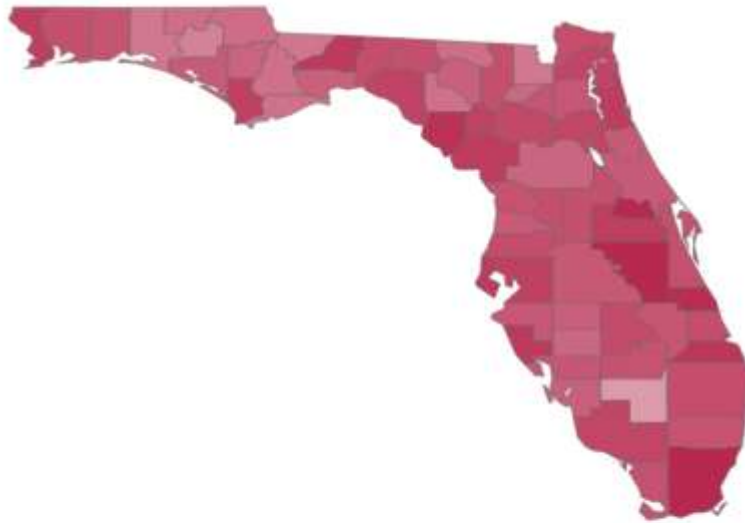
FAFSAs
Completed:
18,693

Weekly Progress

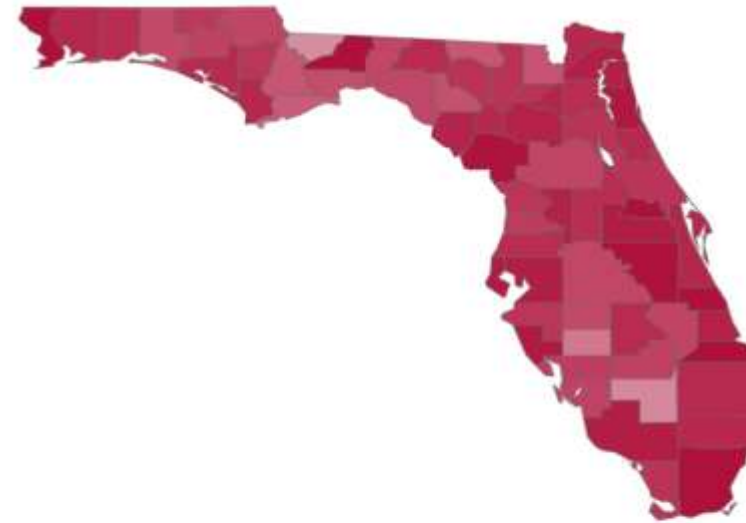




Current Week FAFSA Data:
2024-25 School Year
(01/01/25 - 08/29/25)



Current Week FAFSA Data:
2023-24 School Year
(01/01/24 - 08/29/24)



School Year 24-25 FAFSA Completion



Florida FAFSA Challenge!

- The Florida FAFSA Challenge encourages schools and districts to increase FAFSA completion and support students with the form.
- The Challenge starts when the FAFSA is officially released and ends in March to promote early completion.
- Schools, districts, and community organizations can register for the Florida FAFSA Challenge and any other College Ready Florida initiatives (Apply Yourself Florida, College Decision Day, and Plan It Florida) on FCAN's website.



[CREATE A FEDERAL STUDENT AID ACCOUNT](#)

[START THE FAFSA](#)

Florida FAFSA Challenge

Completing the Free Application for Federal Student Aid (FAFSA) is an important step in a student's postsecondary education journey. Florida College Access Network started the Florida FAFSA Challenge in 2015 to encourage Florida schools and districts to increase FAFSA completion by 5% over the previous year and ensure students receive financial aid if they are eligible.

Florida FAFSA Challenge Resources

FAFSA Completion Resources

Financial Aid Resources

Local Community Resources

FAFSA Completion Key Metrics



- FAFSA Completion Rates
- Year-over-Year Percentage Point Gains
- Estimate of Pell Dollars Earned

Regular Districts: Top FAFSA Completion Rates



Regular District	3.31.25 Completion Rate
Gilchrist	42.6%
Dixie	33.3%
Glades	32.1%
Bradford	30.7%
Levy	30.5%



Bold blue district achieved +5 percentage point goal from 3.31.23

Medium Districts: Top FAFSA Completion Rates



Medium District	3.31.25 Completion Rate
Citrus	35.0%
Putnam	34.4%
Indian River	34.2%
Monroe	33.7%
Sumter	33.5%



Bold blue districts achieved +5 percentage point goal from 3.31.23

Large Districts: Top FAFSA Completion Rates



Large District	3.31.25 Completion Rate
Sarasota	41.2%
Seminole	39.5%
St. Johns	38.6%
Osceola	37.5%
Pinellas	37.3%



Extra-Large Districts: Top FAFSA Completion Rates



Extra-Large District	3.31.25 Completion Rate
Miami-Dade	39.5%
Orange	34.6%
Hillsborough	30.8%
Palm Beach	29.9%
Broward	28.7%



Regular Districts: Greatest Net Gain



Regular District	3.31.24 Completion Rate	3.31.25 Completion Rate	Net Change (Percentage Points)
Gilchrist	24.5%	42.6%	18.1
Okeechobee	10.9%	24.5%	13.6
Hardee	9.7%	22.4%	12.7
Taylor	16.5%	29.2%	12.6
Calhoun	7.6%	20.3%	12.6

Medium Districts: Greatest Net Gain



Medium District	3.31.24 Completion Rate	3.31.25 Completion Rate	Net Change (Percentage Points)
Putnam	13.7%	34.4%	20.7
Citrus	16.9%	35.0%	18.1
Monroe	18.2%	33.7%	15.5
Martin	17.6%	32.3%	14.7
Charlotte	14.7%	29.2%	14.5

Bold blue district achieved +5 percentage point goal from 3.31.23

Large Districts: Greatest Net Gain



Large District	3.31.24 Completion Rate	3.31.25 Completion Rate	Net Change (Percentage Points)
Sarasota	25.0%	41.2%	16.2
Pinellas	21.2%	37.3%	16.1
Osceola	21.8%	37.5%	15.6
St. Johns	23.6%	38.6%	15.0
Seminole	24.8%	39.5%	14.7

Extra-Large Districts: Greatest Net Gain



FLORIDA
FAFSA
CHALLENGE

Extra-Large District	3.31.24 Completion Rate	3.31.25 Completion Rate	Net Change (Percentage Points)
Miami-Dade	19.7%	39.5%	19.8
Orange	18.3%	34.6%	16.3
Palm Beach	16.2%	29.9%	13.7
Hillsborough	17.7%	30.8%	13.1
Broward	17.0%	28.7%	11.7

Regular & Medium Districts: Highest Pell Earned



Regular District	3.31.25 Estimated Pell Earned
Levy	\$310,172
Okeechobee	\$298,569
Gadsden	\$196,511
Suwannee	\$191,620
Hardee	\$189,224

Medium District	3.31.25 Estimated Pell Earned
Charlotte	\$1,000,399
Indian River	\$963,432
Martin	\$943,324
Citrus	\$883,579
Highlands	\$845,871

Bold blue district achieved +5 percentage point goal from 3.31.23

Large & Extra-Large Districts: Highest Pell Earned



Large District	3.31.25 Estimated Pell Earned
Polk	\$5,396,473
Pinellas	\$5,232,095
Lee	\$4,958,768
Duval	\$4,804,386
Osceola	\$4,605,801

Extra-Large District	3.31.25 Estimated Pell Earned
Miami-Dade	\$24,384,790
Broward	\$11,878,402
Hillsborough	\$10,219,997
Orange	\$9,824,060
Palm Beach	\$9,718,370

Regular Schools: Top FAFSA Completion Rates



Regular School	District	3.31.25 Completion Rate
The Seed School of Miami	Miami-Dade	95.7%
Young Women's Preparatory Academy	Miami-Dade	94.7%
School for Advanced Studies - South	Miami-Dade	92.8%
New World School of the Arts	Miami-Dade	89.1%
School for Advanced Studies - Homestead	Homestead	81.8%



The SEED School of Miami



Bold blue schools achieved +5 percentage point goal from 3.31.23



Medium Schools: Top FAFSA Completion Rates



Medium School	District	3.31.25 Completion Rate
Terra Environmental Research Institute	Miami-Dade	71.7%
College Academy at Broward College	Broward	70.1%
Miami Lakes Educational Center	Miami-Dade	69.9%
Alexander W. Dreyfoos Junior School of the Arts	Palm Beach	69.2%
Pompano Beach High School	Broward	67.4%



Bold blue school achieved +5 percentage point goal from 3.31.23

Large Schools: Top FAFSA Completion Rates



Large School	District	3.31.25 Completion Rate
Coral Reef Senior High School	Miami-Dade	63.4%
William R. Boone High	Orange	55.2%
Coral Gables Senior High School	Miami-Dade	53.7%
Palm Harbor University High	Pinellas	50.0%
Barbara Coleman Senior High	Miami-Dade	49.5%



Bold blue school achieved +5 percentage pt. goal from 3.31.23

Extra-Large Schools: Top FAFSA Completion Rates



Extra-Large School	District	3.31.25 Completion Rate
John A. Ferguson Senior High	Miami-Dade	48.9%
Timber Creek High School	Orange	47.2%
Cypress Bay High School	Broward	46.7%
Newsome High School	Hillsborough	43.4%
Margery Stoneman Douglas High School	Broward	38.9%



Regular Schools Greatest Net Gain



FLORIDA
FAFSA
CHALLENGE

Regular School	District	3.31.24 Completion Rate	3.31.25 Completion Rate	Net Change (Percentage Points)
Young Women's Prep Academy	Miami-Dade	38.5%	94.7%	56.3
The Seed School of Miami	Miami-Dade	41.9%	95.7%	53.7
Gateway Charter School	Lee	50.5%	95.7%	45.3
Q.I. Roberts Jr-Sr High School	Putnam	25.0%	67.6%	42.6
Florida Southwestern Collegiate HS	Charlotte	35.4%	77.6%	42.2

Bold blue schools achieved +5 percentage pt. goal from 3.31.23

Medium Schools Greatest Net Gain



FLORIDA
FAFSA
CHALLENGE

Medium School	District	3.31.24 Completion Rate	3.31.25 Completion Rate	Net Change (Percentage Points)
Miami Lakes Educational Center	Miami Dade	30.0%	69.9%	39.9
Boca Ciega HS	Pinellas	22.5%	58.5%	36.0
Mater Lakes Academy HS	Miami-Dade	27.8%	61.6%	33.8
Pompano Beach HS	Broward	35.2%	67.4%	32.2
William H. Turner Technical Arts HS	Miami-Dade	20.3%	52.0%	31.7

Bold blue schools achieved +5 percentage pt. goal from 3.31.23

Large Schools Greatest Net Gain



FLORIDA
FAFSA
CHALLENGE

Large School	District	3.31.24 Completion Rate	3.31.25 Completion Rate	Net Change (Percentage Points)
Coral Reef Sr. High School	Miami-Dade	30.2%	63.4%	33.2
Olympia High	Orange	15.9%	48.8%	32.9
Coral Gables Sr. HS	Miami-Dade	22.5%	53.7%	31.2
William R. Boone High	Miami-Dade	25.2%	55.2%	29.9
Hialeah Gardens Sr. High School	Orange	16.8%	45.9%	29.1

Extra-Large Schools: Greatest Net Gain



FLORIDA
FAFSA
CHALLENGE

Extra-Large School	District	3.31.24 Completion Rate	3.31.25 Completion Rate	Net Change (Percentage Points)
John A. Ferguson Sr. High	Miami-Dade	23.9%	48.9%	25.0
Colonial High	Orange	13.4%	35.4%	22.0
Timber Creek High	Orange	28.0%	47.2%	19.2
Cypress Bay HS	Broward	30.6%	46.7%	16.1
Jules F. Sumner High School	Hillsborough	11.0%	26.0%	15.0

Regular Schools Highest Pell Earned



Regular School	District	3.31.25 Estimated Pell Earned
Gateway Charter School	Lee	\$374,865
Somerset Academy Charter HS (South Homestead)	Miami-Dade	\$301,725
Lake Placid HS	Highlands	\$261,313
Lakewood HS	Pinellas	\$260,259
Miami Carol City Sr. HS	Miami-Dade	\$239,275

Medium Schools Highest Pell Earned



Medium School	District	3.31.25 Estimated Pell Earned
Mater Academy Charter HS	Miami-Dade	\$676,458
Mater Academy Lakes HS	Miami-Dade	\$639,956
Tampa Bay Tech HS	Hillsborough	\$597,360
American Sr. HS	Miami-Dade	\$596,988
Robert Morgan Educational Center	Miami-Dade	\$557,408

Bold blue schools achieved +5 percentage pt. goal from 3.31.23

Large Schools Highest Pell Earned



Large School	District	3.31.25 Estimated Pell Earned
Coral Gables Sr. High	Miami-Dade	\$826,208
Hialeah Gardens Sr. HS	Miami-Dade	\$809,799
St. Cloud HS	Osceola	\$722,557
Southwest Miami Sr. High	Miami-Dade	\$711,040
Coral Reef Senior High School	Miami-Dade	\$687,585

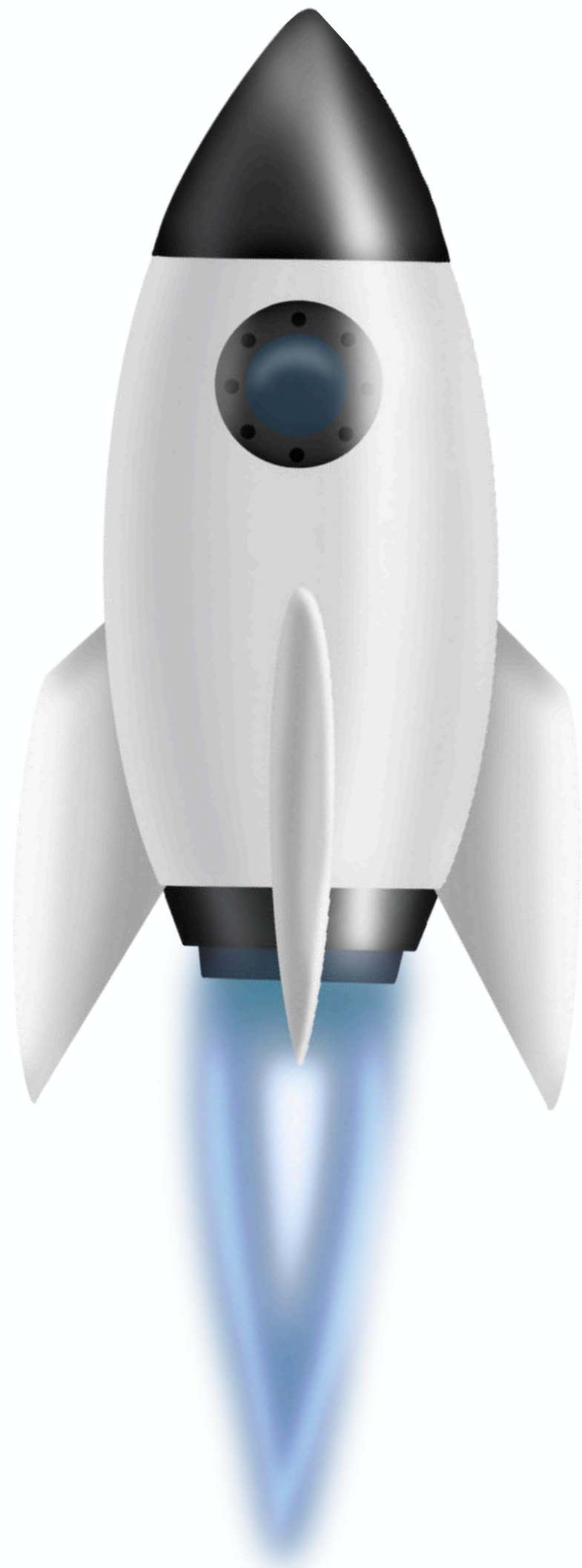
Extra-Large Schools Highest Pell Earned



Extra-Large School	District	3.31.25 Estimated Pell Earned
John A. Ferguson Sr. High	Miami-Dade	\$1,028,457
Colonial High	Orange	\$877,140
Treasure Coast High School	St. Lucie	\$624,632
Seminole High School	Seminole	\$548,738
Cypress Creek High	Orange	\$514,286

FAFSA Dashboard - Tips

- Know the information that you want, in advance!
- Use the tooltips to gather more information.
- Contact Dane Shelton or Keyna Wintjen for questions, concerns, or suggestions!
 - dshelton@floridacollegeaccess.org
 - kwintjen@floridacollegeaccess.org



Learning Gains

FAFSA Forward:

Regional Success Story of Elevate Brevard



Presented By:
Shayla Smith

Shayla Smith

Director of Elevate Brevard

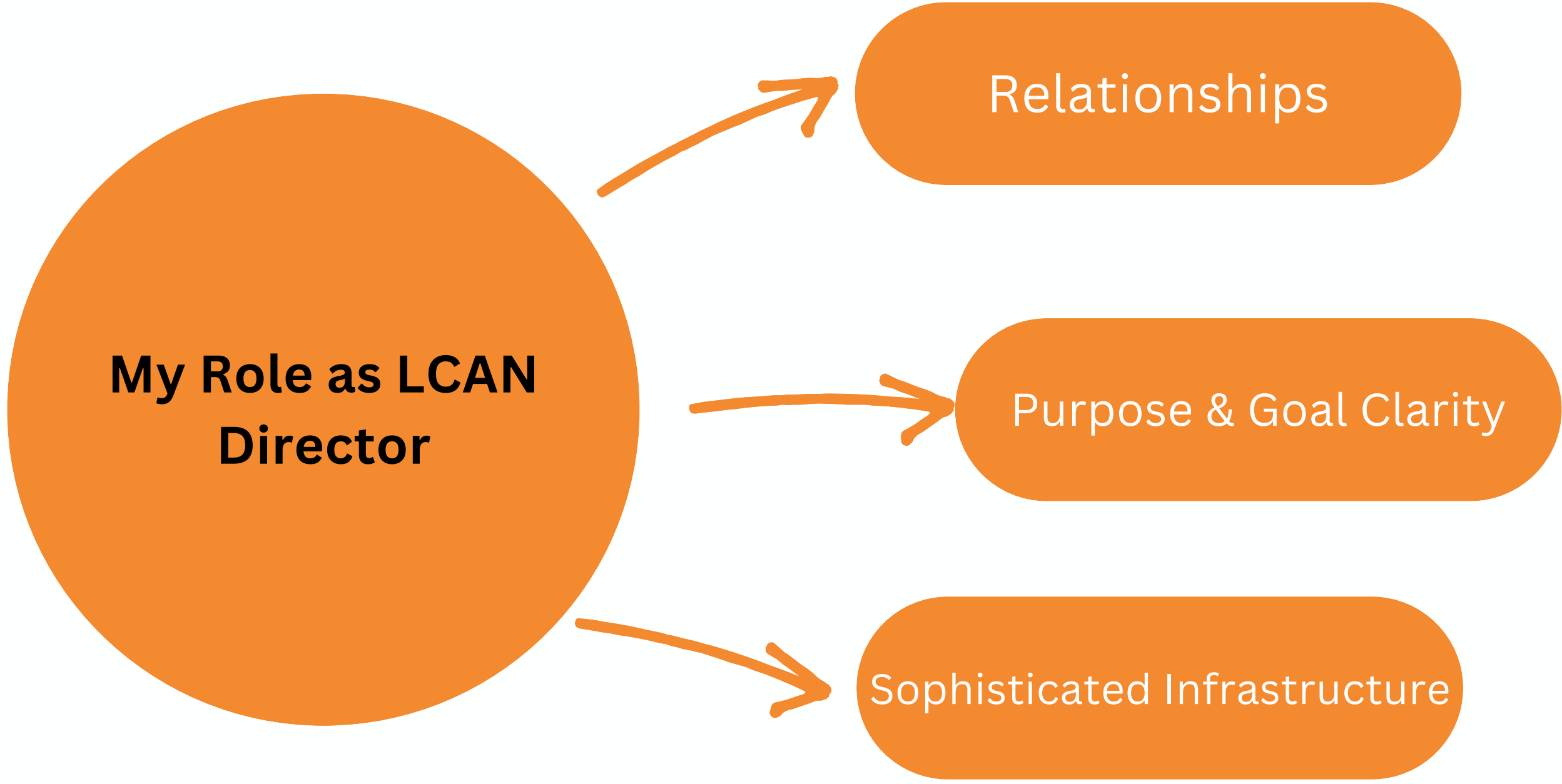


Using a collective impact approach, Elevate Brevard is focused on building systems and partnerships to assist in decreasing barriers to access, persistence, and attainment of post-secondary education and industry recognized credentials, leading to sustainable employment and a stronger workforce in Brevard County, Florida.



321 FAFSA Liftoff provides mini-grants to high schools in Brevard County to support creative outreach strategies, events, and resources that increase FAFSA completion rates among seniors. The goal is to achieve a 5-percentage point increase in FAFSA completion annually.

**CONVENE.
CONNECT.
COLLABORATE.**



RELATIONSHIPS & PARTNERSHIPS

- Began with “boots on the ground” → built trust, removed barriers, found resources
- Monthly meetings with College & Career Specialists = entry point into schools
- Trust at school level opened doors to district leadership → Elevate seen as a committed partner
- Ability to “use your chips” → leveraged funder relationships for quick pivots in crises

PURPOSE & STRATEGY

- Clear value-add of LCAN: Convene • Connect • Collaborate • Solve
- Leveraged community resources (e.g., \$500 for food, mini grants for FAFSA completion)
- Gave schools flexibility—didn’t prescribe strategies, just provided support
- Showed ROI: \$20K investment unlocked \$1.4M in Pell Grants

INFRASTRUCTURE

- Advocated for fiscal responsibility & credibility with backbone org.
- Managed 321 FAFSA grants and reporting directly → built funder trust
- Owned documentation → told the story effectively for sustainability





Measuring Success



Data:

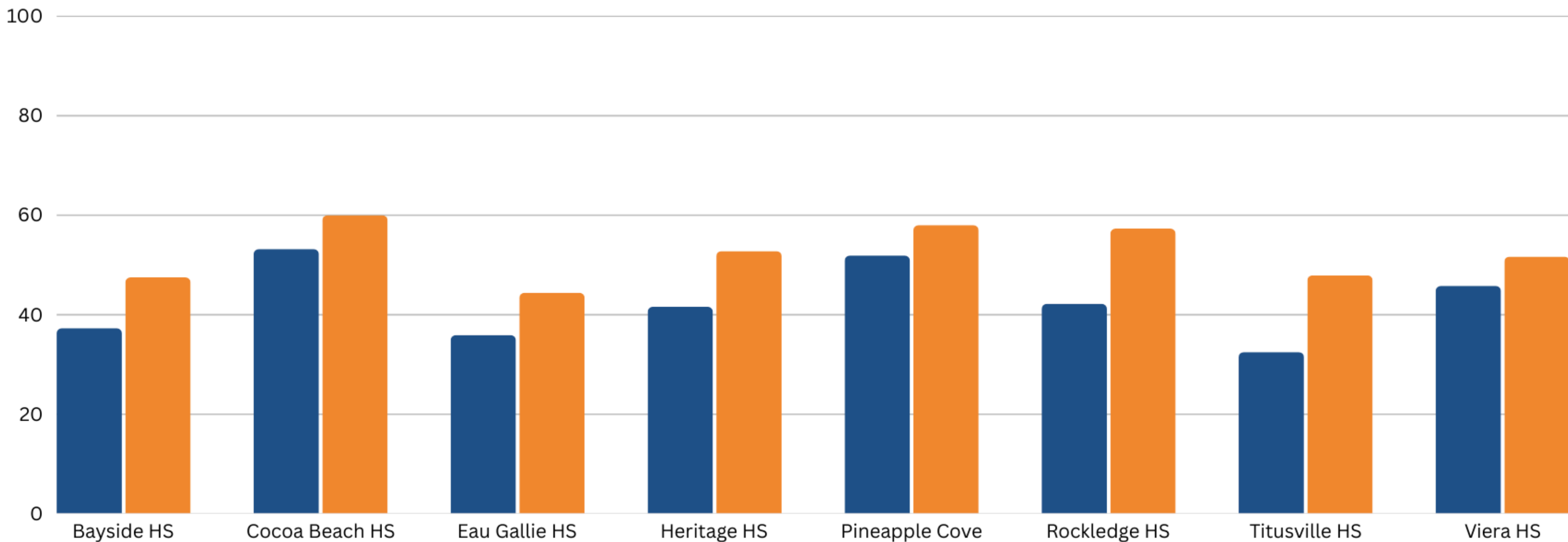
- As of June 2025, 41.2% of Brevard County seniors completed the FAFSA—up from 35% last year and
- Exceeded the statewide growth goal.
- unlocked an estimated \$4 million in Pell Grants this year alone—over \$800,000 more than last year.

Relational:

- Elevate Brevard Named Brevard Public Schools' Partner in Education Non-Profit of the Year




2024 vs. 2025 FAFSA Completion Rates



Completion rates compared from June 2024 to June 2025.
The graph ONLY reflects schools that received the 2024-2025 321 FAFSA Mini-Grant
Blue = 2024 | Orange = 2025





GOT QUESTIONS?

Reach out.




321-544-1986



Shayla@FamilyPromiseofBrevard.org

ELEVATE
BREVARD

INCREASING COLLEGE ENROLLMENT & FAFSA COMPLETION



CITRUS COUNTY COALITION FOR COLLEGE & CAREERS

PATRICK SIMON

CITRUS COUNTY COALITION FOR COLLEGE & CAREERS

WWW.CITRUSCOLLEGECOALITION.ORG



WHAT 1 APPROACH/STRATEGY APPEARS TO HAVE THE GREATEST IMPACT ON FAFSA COMPLETION & COLLEGE ENROLLMENT?

Students/Classmates serving as assistants, mentors, & coaches*:

- Eli Langston – Nursing, University of South Florida
(Student Coach, Summer FAFSA Coach)
- Zion Adams – Cyber Technology, Withlacoochee Technical College (WTC)
(Student Envoy – WTC, Summer FAFSA Coach)

*Citrus County Student Support Roles: ***Student Envoys, Student Coaches, Summer FAFSA Coaches***

STRATEGIES TO INCREASE ENROLLMENT & FAFSA COMPLETION

1. Summer Rise: A 2-day summer experience for rising seniors that offers **R**esources – **I**nformation – **S**upport – **E**nrollment into a post-secondary pathway.
2. Weekly meetings, one-on-one, where volunteers assist students in completing processes that lead to post-secondary enrollment.
3. Continuous support throughout the year & in the summer, where students, teachers, school staff assist students with FAFSA completion.
4. Teacher and student coaches providing individualized & team support for students who may have obstacles and barriers to college enrollment.



SUMMER RISE: CLASS OF 2026

Launching a learning life: Summer Rise provides student tools, support



Summer Rise is a
launchpad for learning.

By MATTHEW BROWN

Contributing Writer

Students from across Citrus County spent Wednesday sharpening knowledge and honing skills to launch the next phase of their learning lives.

The Summer Rise program, a shared partnership between the Citrus County School District and the Citrus County Coalition for College and Career, offers a wide range of informational courses for 10th- and 11th-grade high school seniors who will be taking the next step in their education at or work from home following high school in May 2025.

The annual, two-day program that began Wednesday is held at the College of Central Florida, Winter Springs Campus.

Citrus County Coalition for College and Career Executive Director Patrick Simon explained the purpose of the program Wednesday morning.

"Summer Rise is intended to

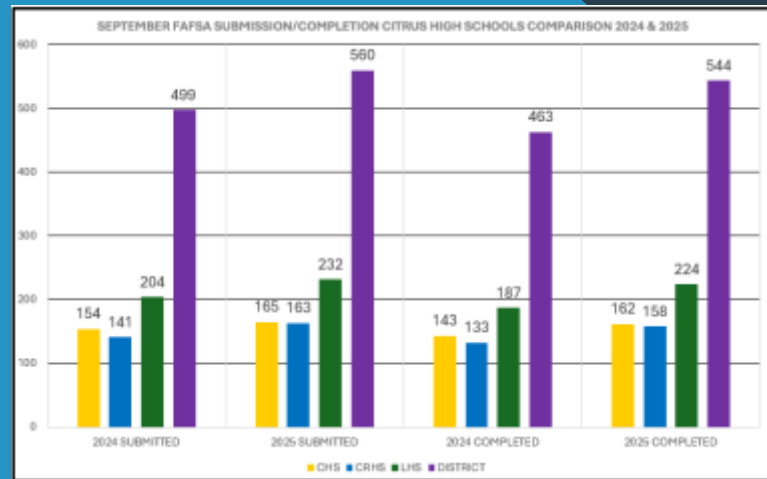
WEEKLY HIGH SCHOOL MEETINGS

- 35 - 40 students meet each week with volunteers at all 3 county high schools.
- Students learn to manage information, timelines, and recording of tasks for college enrollment.
- Tasks include: FAFSA, college applications & required documents, Bright Futures application, & scholarships.
- Shared file of completed steps and weekly meeting notes available to school staff.



FAFSA SUPPORT

- Student Envoys: Dual enrolled students assisting peers with college enrollment, FAFSA, BF (assist each week at high school)
- Summer FAFSA Student Coaches: contacted every graduate to acknowledge FAFSA completion or assist with FAFSA completion



HIGH SCHOOL ENROLLMENT: 1050:

FAFSA COMPLETION: 544– 51.8%

FCAN INNOVATIVE GRANT: INDIVIDUALIZED COACHING TO SUPPORT COLLEGE ENROLLMENT

I.C. - COLLEGE ENROLLMENT

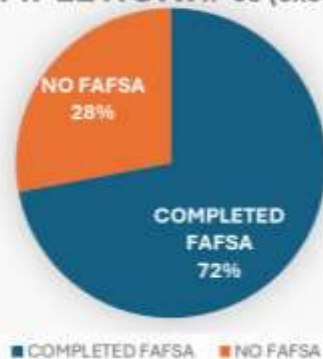
- 2 high schools, 107 identified students
- 4 teacher coaches with 4 student coaches at each school
- 10-15 students/coaching team



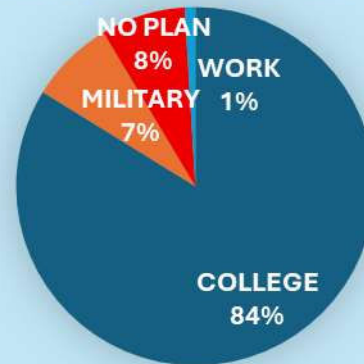
I.C.-COLLEGE ENROLLMENT OUTCOMES

IMPACT

IC COLLEGE GRANT STUDENTS
FAFSA COMPLETION: n=98 (excludes military)

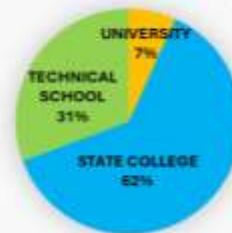


IC COLLEGE GRANT STUDENTS
Plan after Graduation: n=105 (CRHS & LHS)



■ COLLEGE ■ MILITARY ■ NO PLAN ■ WORK

IC COLLEGE GRANT COLLEGE STUDENTS
POST SECONDARY ENROLLED: n=88 (CRHS & LHS)



■ UNIVERSITY ■ STATE COLLEGE ■ TECHNICAL SCHOOL

Link to IC-College Abstract:
[IC-College Enrollment Abstract 8_5_2025.docx](#)

PRACTICAL TIPS: What would you tell other LCANs starting or expanding similar efforts?

1. Students are powerful, peer-to-peer influencers regarding college enrollment & FAFSA.
2. Teacher and student coaches, working together, have proven to increase college enrollment & FAFSA completion for students who are at-risk.
3. Scholarships awarded to students to assist with FAFSA and college enrollment benefit the student leader and classmates.
4. For the 2026-27 FAFSA application, students who submitted the application during the Beta testing period, September 2025, will have the opportunity to be awarded a \$200 FAFSA Challenge Scholarship.







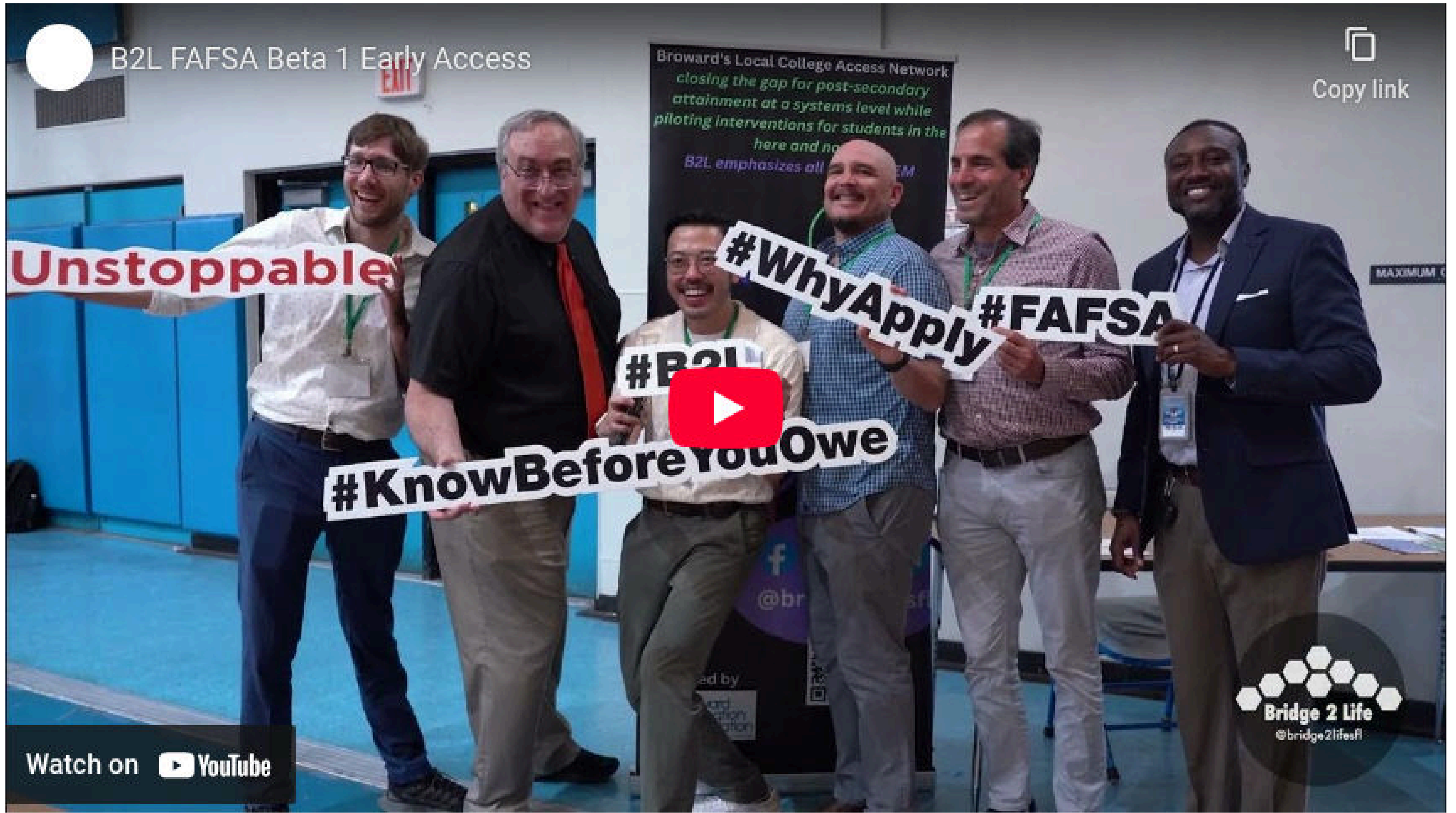
WELCOME,
FAMILIES



BRIDGE2LIFE FAFSA BETA COMPLETION EVENT



[Click here to watch video.](#)



[Click here to watch video.](#)



KEY TAKEAWAYS

1. Awareness is Key - Develop relationships with communication outlets to reach families
2. Have several financial aid representatives on hand to support families completing their FAFSA - partnerships with your local higher education institutions is essential
3. Find your own Daniel Barkowitz to present
4. Incentives help - feed families at in-person events; B2L also offers \$20 Amazon e-gift cards for proof of FAFSA completion

FCAN WEBINAR BETA FAFSA UPDATE

September 25, 2025

2025-26 FAFSA COMPLETIONS

2025-26 FAFSA Form Submission Status: 9/16/25*

- ☆ 16.1M: total (data from 9/16)
- ☆ 2.5M: high school seniors (data from 9/16)
- ☆ 1.1M: other first-time filers (data from 9/16)
- ☆ 12.5M: returning students (data from 9/16)

**Note: Figures for subgroups may not match the total forms submitted due to different timelines for data availability.*

As of 8/14/2025:

2025-26

Performance of the 2025-26 form against baselines

	Total
Submissions	14.7m
Compared to 24-25	+9.9%
Compared to 23-24	+5.7%
Satisfaction	93%

Contact Center

Performance of the Contact Center for this week (through 8/8)

	Calls	Chat
Average Speed to Answer	1:59	1:38
Abandonment	3.9%	2.7%
Volume	29,523	2,245

Source: <https://fsapartners.ed.gov/knowledge-center/topics/fafsa-simplification-information>

FAFSA DASHBOARD AS OF 9/25/2025

2026–27 FAFSA Submission Stats

2026-27 FAFSA Form Completion Data:

- 20,421 applications started
- 12,575 applications submitted
- 10,264 applications processed
- 9,889 applications processed without rejection

2026-27 FAFSA Institutional Student Information Records (ISIRs):

- 38,200 ISIRs sent to institutions of higher education
- 14,262 ISIRs sent to states
- 2,896 unique institutions
- 43 unique states

2026-27 FAFSA User Survey Results:

- 96% are satisfied with the FAFSA form
- 90% felt the FAFSA form took a reasonable time to complete


Data as of Sep. 17

<https://fsapartners.ed.gov/fafsacentral/Updates>

2026-27 FAFSA FORM UPDATES

BIG MOVE #1: A NEW CONTRIBUTOR FLOW

Current State 😞

 Parent

First Name

Last Name

Date of Birth

Month

Day

Year

Social Security Number (SSN)

Hide

☐ My parent doesn't have an SSN. Checking this box when your parent does have an SSN may delay processing of your FAFSA form.

Email Address

Confirm Email Address


Send Invite

Invite Your Parent to This FAFSA® Form

To determine your student aid eligibility, we need more information on your household financial situation. You'll need to invite a contributor to provide this information.


As a dependent student, you need to invite a legal parent as a contributor. You only need to invite one parent. We may ask them to invite their spouse or partner.


[Who counts as a parent on the FAFSA form?](#)

 Parent

Invite a Parent Contributor

Email







Student Section

2

Parent Section



Pending Submission

Check with your contributor



Parent Contributor



Requirements for Dependent Students

Your FAFSA form can't be submitted until your contributor(s) fill out their section of the form and sign it. Keep track of contributors for your FAFSA form and make sure it is submitted after all sections are complete.

Contributor

Role

Invite Code

Status



alcina.tran@email.com

Parent

j7xt2y4

☒ Invite Sent



Manage Invitations

[← FAFSA Homepage](#)

Accept 2026-27 FAFSA Invitation

Enter the code from the student who invited you to join their FAFSA form.

Invitation Code

Submit

The new flow only applies if the student starts the form.

Need to accept an invitation for a different year?

Navigate to the [My Activity page](#) where you will see FAFSA forms from previous years where you've been invited as a contributor.

Don't have a contributor code?

Please speak with the student who invited you to their form and ensure they have sent it to your email. Check your inbox for your contributor code.

BIG MOVE #2: REAL-TIME SSA MATCH



Bryan Howard • 3rd+
Director of Programs at Winning Futures (Veteran)
2w • 🌐

This will be a game changer for the Class of 2K26!



Kimberly Wilson Daniel • 3rd+
Postsecondary Readiness Education Consultant - Empowerin...
2w • 🌐

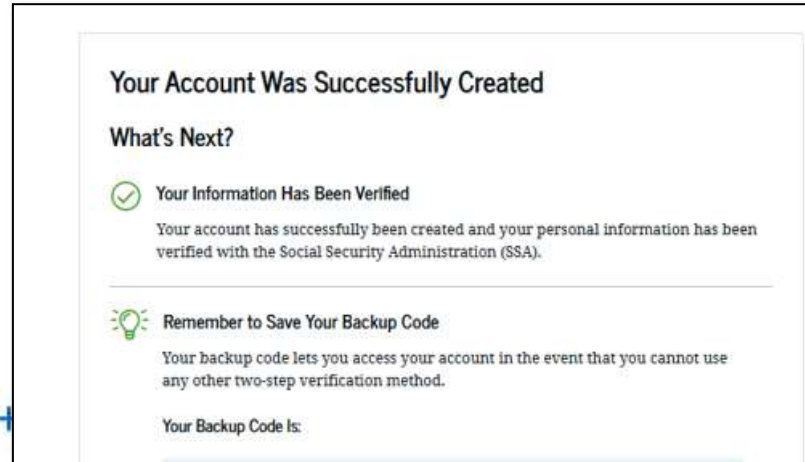
This is great news for our families!!! The process is getting better!!!



Danielle Malfara (D'Ambrosio) • 2nd
Coordinator of College and Career Counseling at Osceola C...
2w • 🌐

+ Follow

I don't think I've ever been happier to see a FAFSA update in my life! 🎉



Portia Cook • 2nd
Advise TN College Advisor at Tennessee Higher Education C...
2w • 🌐

Praise God!



Branden Lewis, MBA • 3rd+
Educator/Doctoral Candidate
2w • 🌐

Game changer!!



Amber Peters (Mizz P.) • 2nd
College and Career Consultant | Organizational Partne...
2w • 🌐

+ Follow

A win is a win!!! The FAFSA application process should go alot faster now!!!

2026-27 BETA TESTING

WHAT ARE BETA EVENTS AND WHY ARE WE DOING THEM?

Beta testing is an early release of the 2026–27 FAFSA form for a limited group of students and institutions. This is an industry best practice in software deployment.

Goals

1

Identifying bugs and squashing them!

- Prior to Beta events, our team will have thoroughly tested the 26-27 FAFSA form. However, orgs may still encounter issues that we haven't caught.
- We will have a technical team on call during events for analysis if students encounter a critical issue that prevents them from completing the form. We will also be documenting and collecting issues that come up.

2

Improving the FAFSA for next cycle

- Observing real students and families filling out their FAFSA at beta events is one of the best ways for our designers and engineers to identify and prioritize improvements on the form. We have a new contributor invite process thanks in part to beta participants last year!

FAFSA forms submitted during beta = FAFSA forms submitted after October 1

- Completing the FAFSA form during the beta will result in the same aid process as completing it after general availability.
- Beta participants do not have any advantage or disadvantage compared to students who complete the form during general availability.
- Most IHEs will wait to download ISIRs until October. We are working with a small set of IHEs during beta to test ISIR processing and delivery.

[Electronic Announcement on the Knowledge Center has more detail and guidance for institutions](#)

POSTED DATE: June 23, 2025

AUTHOR: Federal Student Aid

ELECTRONIC ANNOUNCEMENT ID: APP-25-18

SUBJECT: 2026–27 FAFSA Improvements and Beta Testing Plan

2026-27 FAFSA BETA KEY MILESTONES

August 4th: Beta 1 Opens

- Events with a limited set of community-based organizations, districts, institutions
- Validate ISIR delivery with local IHEs and vendors

By September 1st: Beta 2 Opens

- Anyone can request access to the 2026-27 Beta FAFSA form on StudentAid.gov
- Continued testing with institutions and vendors

By October 1: General Release



We'd love
your help to
spread the
word about
Beta 2!

2026-27 FAFSA Early Access Participation

You can now sign up to participate in the beta for the 2026-27 FAFSA form. We will approve requests for access depending on testing needs.

[Request Early Access](#)

ADDITIONAL INFORMATION ON BETA 2

- August 21, Beta testing open online. Anyone can request to participate.
 - To sign up, students and families could complete a brief form to request access found on StudentAid.gov.
 - Access granted to randomly selected groups of students throughout the month. Users received an email notifying them when they've been admitted.
- September 15, Beta 2 open for anyone.
- September 24, FAFSA open for all!!!

2026–27 FAFSA® Beta Participation

Accepted

You've been selected to participate in early testing. You can now start a 2026–27 FAFSA form.

[Start New 2026–27 FAFSA® Form](#)



Need to accept an invitation to join a 2026–27 FAFSA® form?

If a student invited you to their FAFSA form, you can follow the link in the invitation email. Or you can accept the invitation using the code provided in the invitation at the link below.

[Accept Contributor Invitation](#)

Looking for your FAFSA® form?

If you're looking for a FAFSA form you already started, you can find it by logging in and viewing your "My Activity" page.

[Go to My Activity](#)