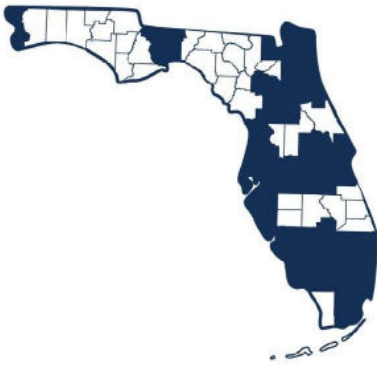


## EarnUp

### Local College Access Networks



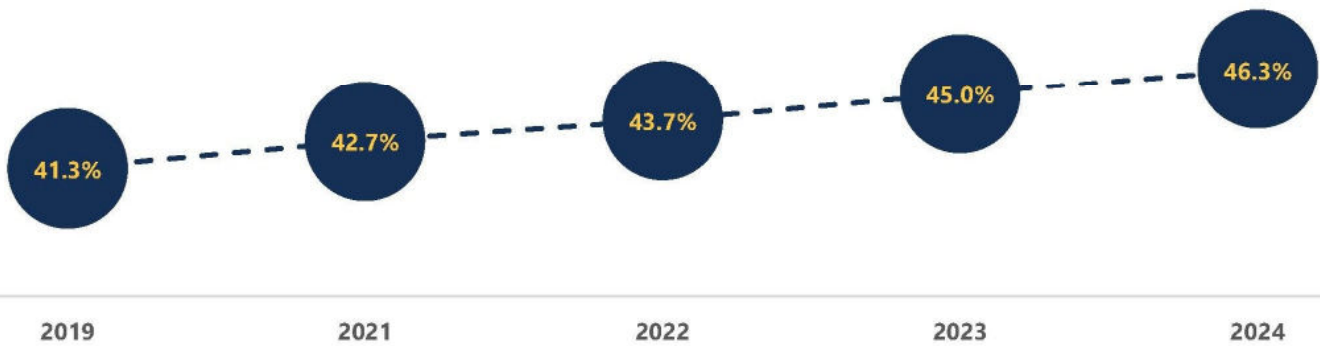
Local College Access Networks (LCANs) are organizations made up of community leaders who come together to create solutions and form partnerships to support local talent development. Currently, over 85% of Floridians are supported by an LCAN.



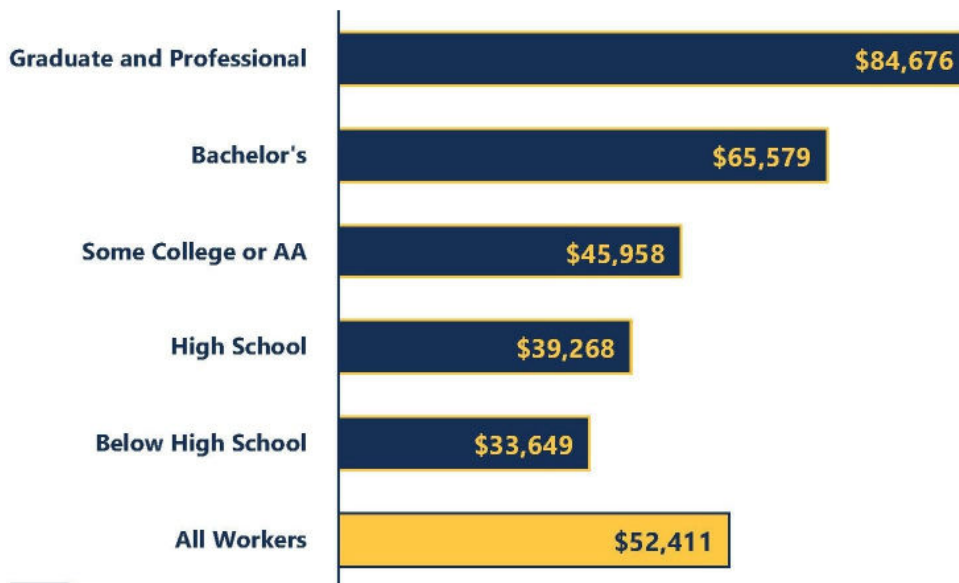
Serving Baker, Clay, Duval, Flagler, Nassau, Putnam, and St. Johns Counties

<https://earnup.org/>

### Residents aged 25-64 with a high-quality degree<sup>1</sup>



### Residents 25+ Median Annual Earnings<sup>2</sup>



The fastest growing jobs in Florida are those requiring **education beyond high school**, according to Florida Department of Commerce.



# DEGREE ATTAINMENT PROFILE

## Baker

Residents aged 25-64 with a high-quality degree<sup>1</sup>

# 24.9%

Increased 5.9% since 2015

County Rank: **50** of **67**



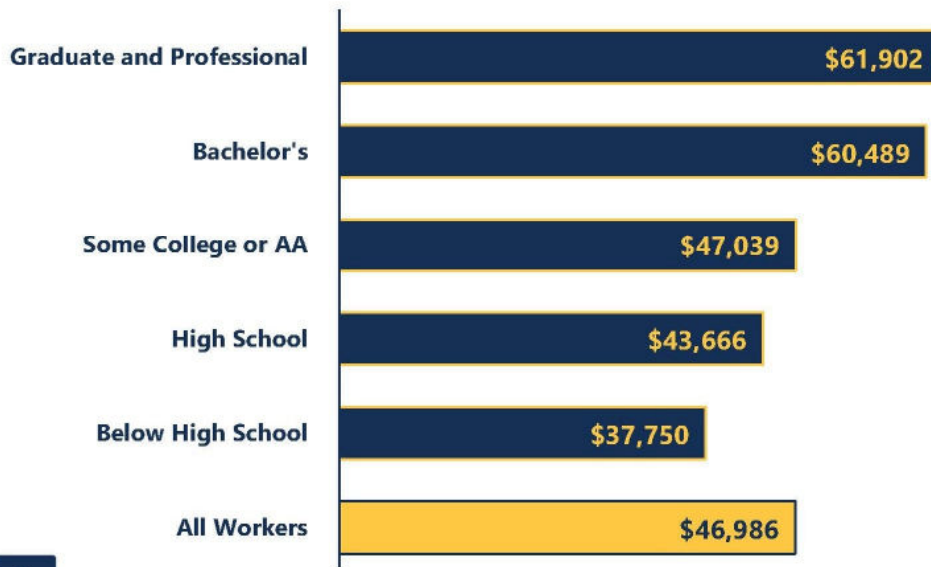
County-by-county comparisons based on selected criteria<sup>1,2,3</sup>

Attainment Rate		
Rank	County	Rate
48	Madison	25.2%
49	Suwannee	25.1%
<b>50</b>	<b>Baker</b>	<b>24.9%</b>
51	Jackson	24.6%
52	Gilchrist	24.6%

Attainment Rate by Population			
Rank	County	Total Pop.	Rate
48	Wakulla	35,387	31.5%
49	DeSoto	35,386	15.5%
<b>50</b>	<b>Baker</b>	<b>28,430</b>	<b>24.9%</b>
51	Bradford	27,885	22.6%
52	Hardee	25,675	18.7%

Percent Living Below Poverty Level			
Rank	County	% Below	Rate
22	Pinellas	11.5%	49.9%
23	Hernando	11.7%	33.9%
<b>24</b>	<b>Baker</b>	<b>11.8%</b>	<b>24.9%</b>
25	Volusia	11.8%	41.1%
26	Bay	11.9%	42.6%

Residents 25+ Median Annual Earnings<sup>4</sup>



The fastest growing jobs in Florida are those requiring education beyond high school, according to Florida Department of Commerce.



# DEGREE ATTAINMENT PROFILE

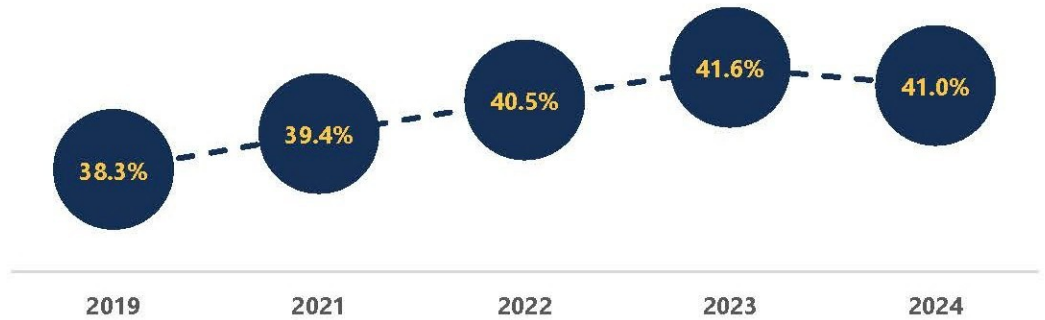
## Clay

Residents aged 25-64 with a high-quality degree<sup>1</sup>

# 41.0%

Increased 4.7% since 2015

County Rank: 29 of 67



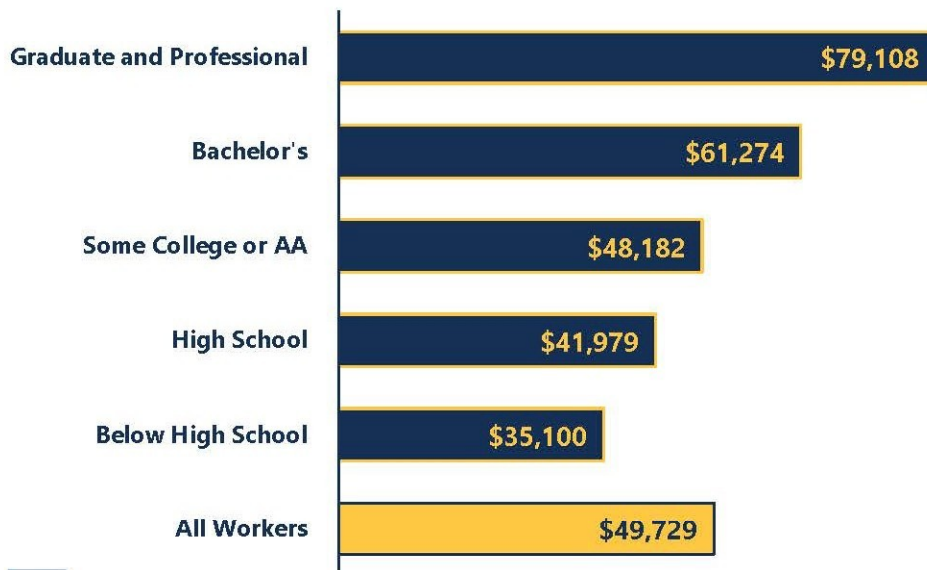
County-by-county comparisons based on selected criteria<sup>1,2,3</sup>

Attainment Rate		
Rank	County	Rate
27	Indian River	42.0%
28	Volusia	41.1%
29	Clay	41.0%
30	Lake	40.6%
31	Lee	39.4%

Attainment Rate by Population			
Rank	County	Total Pop.	Rate
23	Leon	297,542	58.8%
24	Alachua	285,492	61.8%
25	Clay	227,584	41.0%
26	Okaloosa	216,599	48.1%
27	Hernando	207,018	33.9%

Percent Living Below Poverty Level			
Rank	County	% Below	Rate
6	Charlotte	9.0%	36.8%
7	Seminole	9.0%	57.6%
8	Clay	9.2%	41.0%
9	Okaloosa	9.3%	48.1%
10	Nassau	9.7%	43.6%

Residents 25+ Median Annual Earnings<sup>4</sup>



The fastest growing jobs in Florida are those requiring education beyond high school, according to Florida Department of Commerce.



# DEGREE ATTAINMENT PROFILE

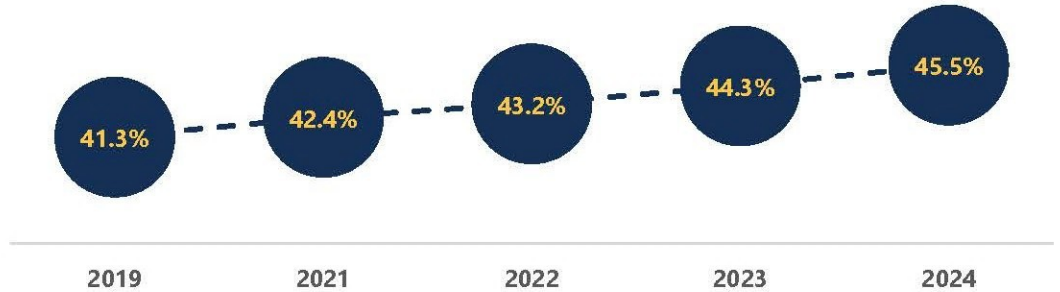
## Duval

Residents aged 25-64 with a high-quality degree<sup>1</sup>

# 45.5%

Increased 7.0% since 2015

County Rank: **17** of **67**



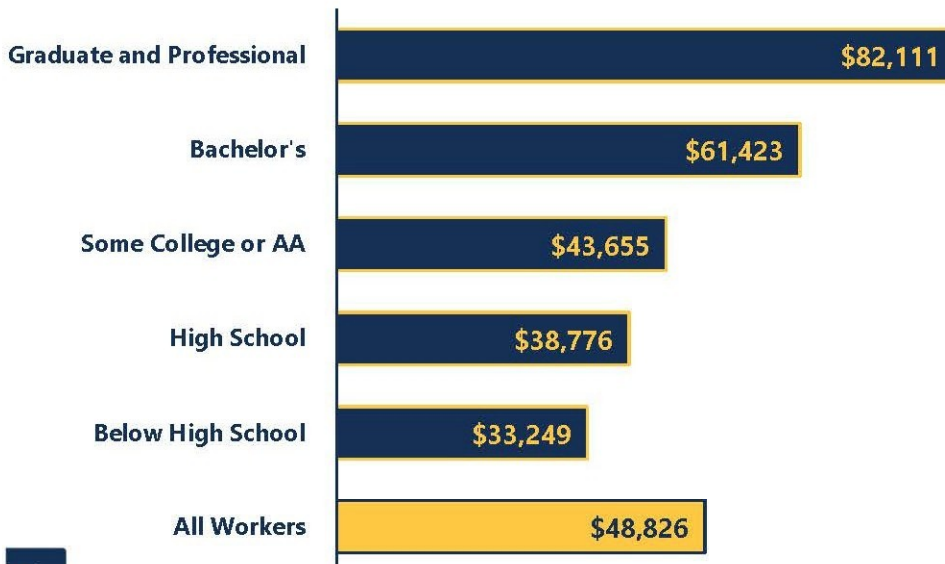
## County-by-county comparisons based on selected criteria<sup>1,2,3</sup>

Attainment Rate		
Rank	County	Rate
15	Santa Rosa	46.8%
16	Martin	46.3%
<b>17</b>	<b>Duval</b>	<b>45.5%</b>
18	Collier	45.4%
19	Walton	44.5%

Attainment Rate by Population			
Rank	County	Total Pop.	Rate
4	Hillsborough	1,522,748	49.9%
5	Orange	1,471,937	52.7%
<b>6</b>	<b>Duval</b>	<b>1,023,153</b>	<b>45.5%</b>
7	Pinellas	963,481	49.9%
8	Lee	817,666	39.4%

Percent Living Below Poverty Level			
Rank	County	% Below	Rate
34	Orange	13.0%	52.7%
35	Holmes	14.0%	19.8%
<b>36</b>	<b>Duval</b>	<b>14.1%</b>	<b>45.5%</b>
37	Marion	14.4%	34.0%
38	Polk	14.5%	34.3%

## Residents 25+ Median Annual Earnings<sup>4</sup>



The **fastest growing jobs** in Florida are those requiring **education beyond high school**, according to Florida Department of Commerce.



# DEGREE ATTAINMENT PROFILE

## Flagler

Residents aged 25-64 with a high-quality degree<sup>1</sup>

# 43.5%

Increased 11.4% since 2015

County Rank: **23** of **67**



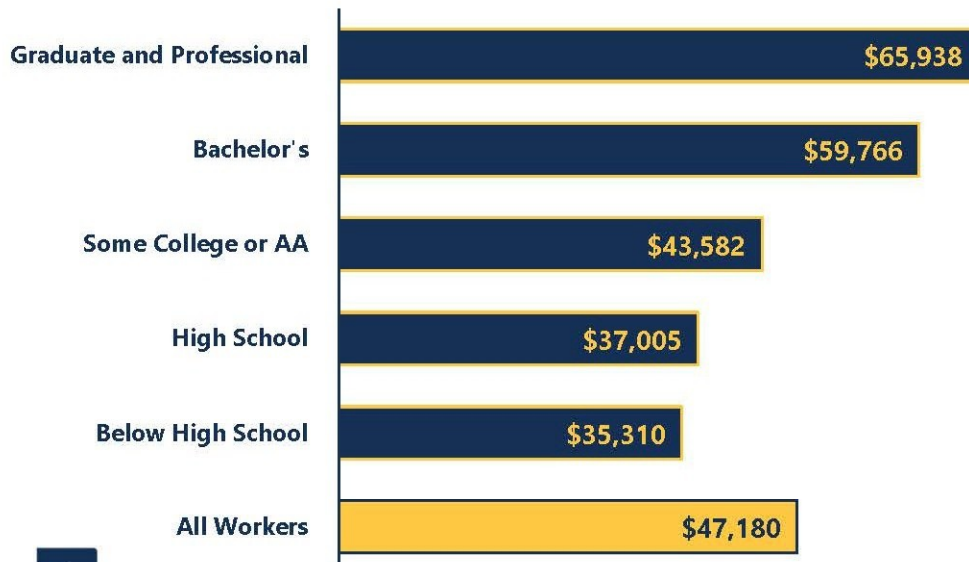
## County-by-county comparisons based on selected criteria<sup>1,2,3</sup>

Attainment Rate		
Rank	County	Rate
21	Osceola	43.9%
22	Nassau	43.6%
<b>23</b>	<b>Flagler</b>	<b>43.5%</b>
24	Pasco	42.9%
25	Bay	42.6%

Attainment Rate by Population			
Rank	County	Total Pop.	Rate
33	Martin	162,176	46.3%
34	Sumter	143,408	34.4%
<b>35</b>	<b>Flagler</b>	<b>126,528</b>	<b>43.5%</b>
36	Highlands	105,702	31.7%
37	Nassau	97,859	43.6%

Percent Living Below Poverty Level			
Rank	County	% Below	Rate
12	Manatee	9.8%	44.5%
13	Brevard	10.2%	49.1%
<b>14</b>	<b>Flagler</b>	<b>10.3%</b>	<b>43.5%</b>
15	Monroe	10.6%	47.6%
16	Collier	10.7%	45.4%

## Residents 25+ Median Annual Earnings<sup>4</sup>



The fastest growing jobs in Florida are those requiring education beyond high school, according to Florida Department of Commerce.



# DEGREE ATTAINMENT PROFILE

## Nassau

Residents aged 25-64 with a high-quality degree<sup>1</sup>

# 43.6%

Increased 13.1% since 2015

County Rank: **22** of **67**



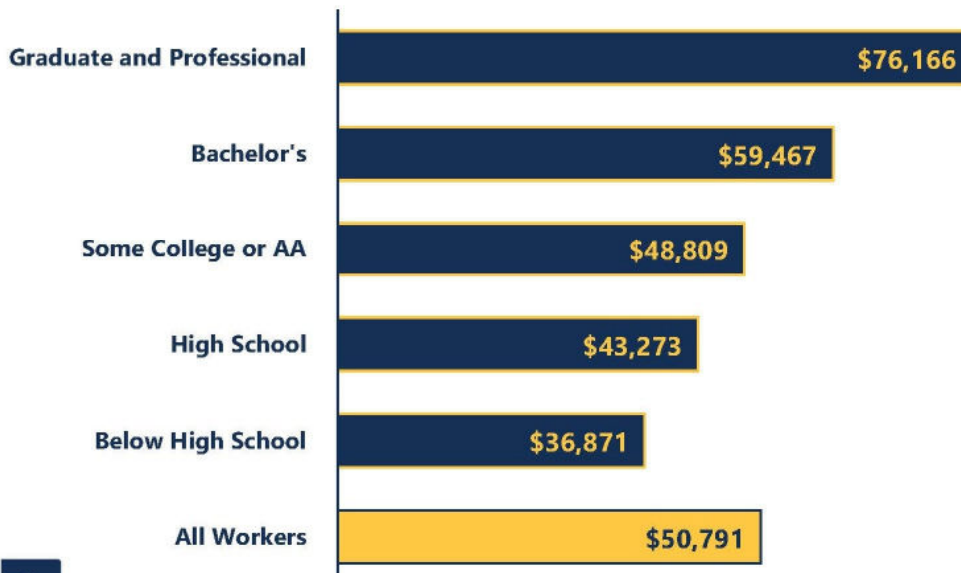
## County-by-county comparisons based on selected criteria<sup>1,2,3</sup>

Attainment Rate		
Rank	County	Rate
20	Manatee	44.5%
21	Osceola	43.9%
<b>22</b>	<b>Nassau</b>	<b>43.6%</b>
23	Flagler	43.5%
24	Pasco	42.9%

Attainment Rate by Population			
Rank	County	Total Pop.	Rate
35	Flagler	126,528	43.5%
36	Highlands	105,702	31.7%
<b>37</b>	<b>Nassau</b>	<b>97,859</b>	<b>43.6%</b>
38	Walton	82,948	44.5%
39	Monroe	81,860	47.6%

Percent Living Below Poverty Level			
Rank	County	% Below	Rate
8	Clay	9.2%	41.0%
9	Okaloosa	9.3%	48.1%
<b>10</b>	<b>Nassau</b>	<b>9.7%</b>	<b>43.6%</b>
11	Sumter	9.7%	34.4%
12	Manatee	9.8%	44.5%

## Residents 25+ Median Annual Earnings<sup>4</sup>



The fastest growing jobs in Florida are those requiring **education beyond high school**, according to Florida Department of Commerce.



# DEGREE ATTAINMENT PROFILE

## Putnam

Residents aged 25-64 with a high-quality degree<sup>1</sup>

# 19.9%

Increased 0.8% since 2015

County Rank: **61** of **67**



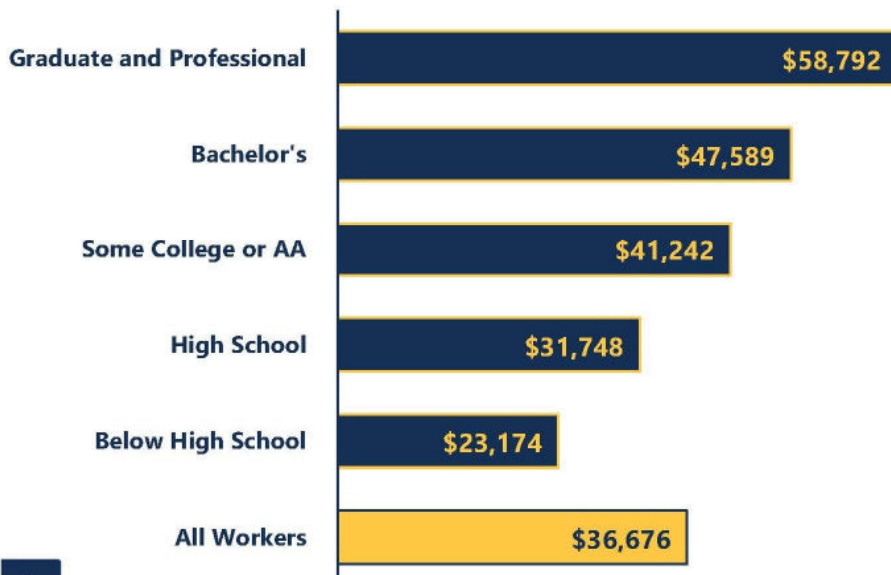
## County-by-county comparisons based on selected criteria<sup>1,2,3</sup>

Attainment Rate		
Rank	County	Rate
59	Hamilton	20.3%
60	Union	20.0%
<b>61</b>	<b>Putnam</b>	<b>19.9%</b>
62	Holmes	19.8%
63	Glades	18.9%

Attainment Rate by Population			
Rank	County	Total Pop.	Rate
38	Walton	82,948	44.5%
39	Monroe	81,860	47.6%
<b>40</b>	<b>Putnam</b>	<b>75,164</b>	<b>19.9%</b>
41	Columbia	71,789	27.9%
42	Jackson	48,250	24.6%

Percent Living Below Poverty Level			
Rank	County	% Below	Rate
62	Alachua	21.2%	61.8%
63	Hendry	22.5%	21.8%
<b>64</b>	<b>Putnam</b>	<b>23.4%</b>	<b>19.9%</b>
65	DeSoto	24.1%	15.5%
66	Hardee	25.3%	18.7%

## Residents 25+ Median Annual Earnings<sup>4</sup>



The fastest growing jobs in Florida are those requiring education beyond high school, according to Florida Department of Commerce.



# DEGREE ATTAINMENT PROFILE

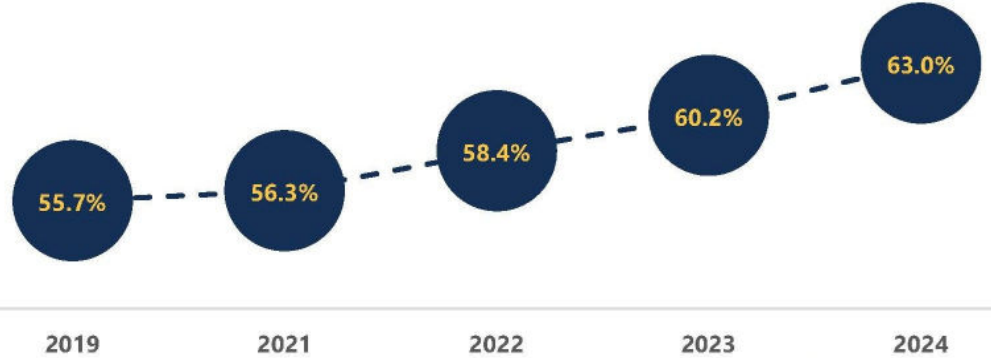
## St. Johns

Residents aged 25-64 with a high-quality degree<sup>1</sup>

# 63.0%

Increased 10.6% since 2015

County Rank: **1** of **67**



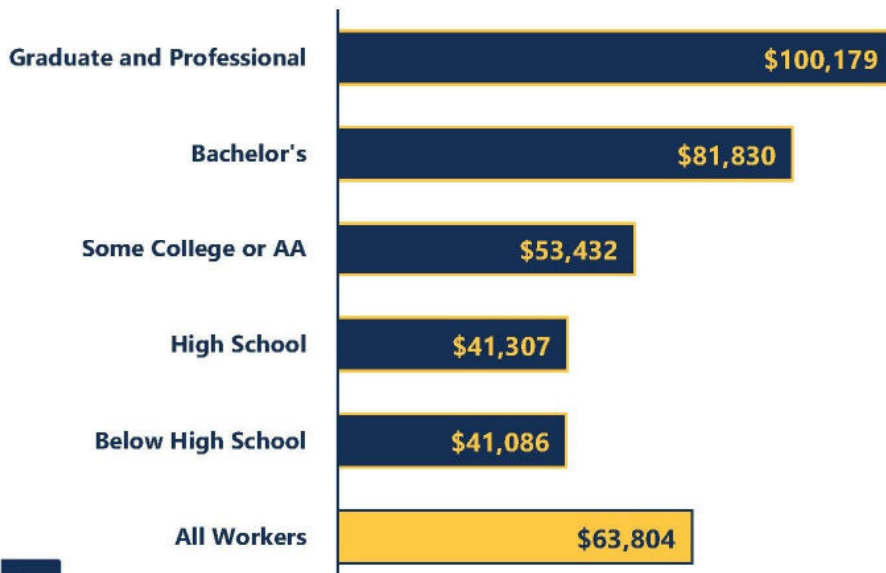
County-by-county comparisons based on selected criteria<sup>1,2,3</sup>

Attainment Rate		
Rank	County	Rate
1	St. Johns	63.0%
2	Alachua	61.8%
3	Leon	58.8%
4	Seminole	57.6%
5	Orange	52.7%

Attainment Rate by Population			
Rank	County	Total Pop.	Rate
20	St. Lucie	360,500	38.5%
21	Escambia	325,923	42.0%
22	St. Johns	306,934	63.0%
23	Leon	297,542	58.8%
24	Alachua	285,492	61.8%

Percent Living Below Poverty Level			
Rank	County	% Below	Rate
1	St. Johns	6.5%	63.0%
2	Wakulla	6.7%	31.5%
3	Sarasota	8.6%	49.8%
4	Santa Rosa	8.8%	46.8%
5	Lake	8.9%	40.6%

## Residents 25+ Median Annual Earnings<sup>4</sup>



The fastest growing jobs in Florida are those requiring education beyond high school, according to Florida Department of Commerce.



# DEGREE ATTAINMENT PROFILE

## State of Florida

### Degree attainment by county and age group

County	25-34	25-64	County	25-34	25-64	County	25-34	25-64
Alachua	66.2%	61.8%	Hardee	21.9%	18.7%	Okeechobee	21.2%	25.2%
Baker	31.2%	24.9%	Hendry	29.1%	21.8%	Orange	54.0%	52.7%
Bay	39.8%	42.6%	Hernando	33.0%	33.9%	Osceola	44.8%	43.9%
Bradford	18.0%	22.6%	Highlands	28.8%	31.7%	Palm Beach	48.6%	49.6%
Brevard	46.4%	49.1%	Hillsborough	52.4%	49.9%	Pasco	42.9%	42.9%
Broward	50.8%	49.2%	Holmes	13.3%	19.8%	Pinellas	51.1%	49.9%
Calhoun	15.6%	20.6%	Indian River	41.4%	42.0%	Polk	33.6%	34.3%
Charlotte	34.4%	36.8%	Jackson	19.4%	24.6%	Putnam	15.5%	19.9%
Citrus	26.1%	29.1%	Jefferson	28.5%	29.3%	St. Johns	56.9%	63.0%
Clay	40.8%	41.0%	Lafayette	14.7%	15.0%	St. Lucie	38.7%	38.5%
Collier	41.0%	45.4%	Lake	41.1%	40.6%	Santa Rosa	44.5%	46.8%
Columbia	29.0%	27.9%	Lee	40.7%	39.4%	Sarasota	50.2%	49.8%
DeSoto	15.3%	15.5%	Leon	59.4%	58.8%	Seminole	57.8%	57.6%
Dixie	18.1%	15.5%	Levy	22.5%	26.9%	Sumter	24.8%	34.4%
Duval	46.3%	45.5%	Liberty	13.0%	23.0%	Suwannee	15.8%	25.1%
Escambia	42.0%	42.0%	Madison	30.6%	25.2%	Taylor	19.6%	21.4%
Flagler	32.8%	43.5%	Manatee	39.9%	44.5%	Union	19.4%	20.0%
Franklin	10.4%	27.9%	Marion	31.1%	34.0%	Volusia	41.0%	41.1%
Gadsden	16.8%	27.3%	Martin	40.6%	46.3%	Wakulla	32.4%	31.5%
Gilchrist	22.7%	24.6%	Miami-Dade	50.1%	47.0%	Walton	32.4%	44.5%
Glades	28.6%	18.9%	Monroe	44.6%	47.6%	Washington	20.7%	22.6%
Gulf	17.0%	27.5%	Nassau	44.6%	43.6%	Florida	47.9%	47.4%
Hamilton	11.2%	20.3%	Okaloosa	46.2%	48.1%	U.S.	49.4%	47.8%

### Data Notes

1. U.S. Census Bureau, American Community Survey (2024) 5-Year Table B15001, *Sex by Age by Educational Attainment*
2. U.S. Census Bureau, American Community Survey (2024) 5-Year Table DP05, *Demographic and Housing Estimates*
3. U.S. Census Bureau, American Community Survey (2024) 5-Year Table S1701, *Poverty Status in the Past 12 Months*
4. U.S. Census Bureau, American Community Survey (2024) 5-Year Table S1501, *Educational Attainment*

The Florida College Access Network leads the collaborative movement to strengthen Florida by ensuring every Floridian attains education beyond high school towards a rewarding career. For more information, visit [www.floridacollegeaccess.org](http://www.floridacollegeaccess.org).

