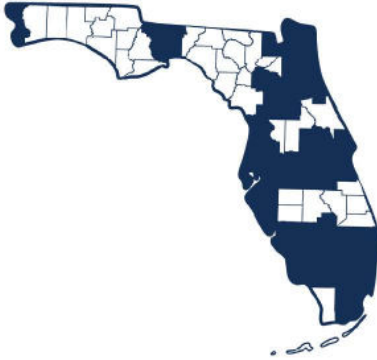


DEGREE ATTAINMENT PROFILE

Greater Gainesville Chamber Foundation

Local College Access Networks



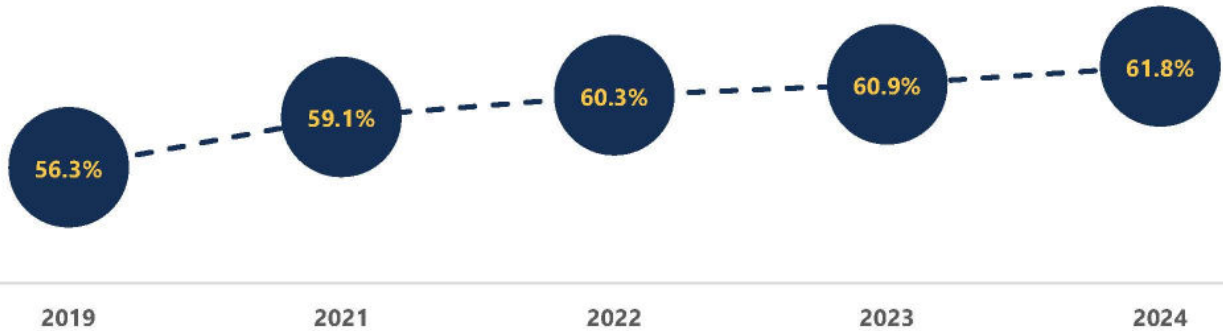
Local College Access Networks (LCANs) are organizations made up of community leaders who come together to create solutions and form partnerships to support local talent development. Currently, over 85% of Floridians are supported by an LCAN.



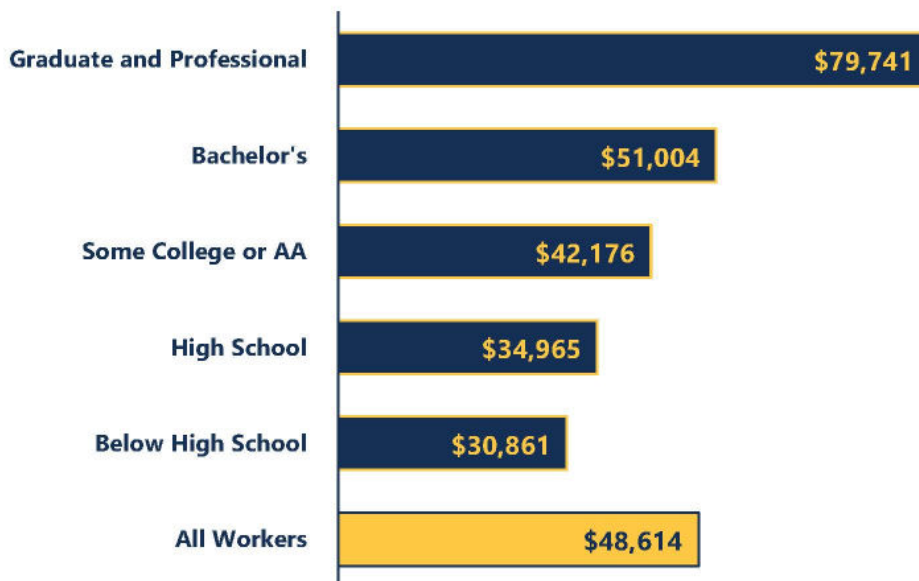
Serving Alachua County

<https://gnvchamberfoundation.com/>

Residents aged 25-64 with a high-quality degree¹



Residents 25+ Median Annual Earnings²



The fastest growing jobs in Florida are those requiring **education beyond high school**, according to Florida Department of Commerce.



DEGREE ATTAINMENT PROFILE

State of Florida

Degree attainment by county and age group

| County | 25-34 | 25-64 | County | 25-34 | 25-64 | County | 25-34 | 25-64 |
|-----------|-------|-------|--------------|-------|-------|------------|-------|-------|
| Alachua | 66.2% | 61.8% | Hardee | 21.9% | 18.7% | Okeechobee | 21.2% | 25.2% |
| Baker | 31.2% | 24.9% | Hendry | 29.1% | 21.8% | Orange | 54.0% | 52.7% |
| Bay | 39.8% | 42.6% | Hernando | 33.0% | 33.9% | Osceola | 44.8% | 43.9% |
| Bradford | 18.0% | 22.6% | Highlands | 28.8% | 31.7% | Palm Beach | 48.6% | 49.6% |
| Brevard | 46.4% | 49.1% | Hillsborough | 52.4% | 49.9% | Pasco | 42.9% | 42.9% |
| Broward | 50.8% | 49.2% | Holmes | 13.3% | 19.8% | Pinellas | 51.1% | 49.9% |
| Calhoun | 15.6% | 20.6% | Indian River | 41.4% | 42.0% | Polk | 33.6% | 34.3% |
| Charlotte | 34.4% | 36.8% | Jackson | 19.4% | 24.6% | Putnam | 15.5% | 19.9% |
| Citrus | 26.1% | 29.1% | Jefferson | 28.5% | 29.3% | St. Johns | 56.9% | 63.0% |
| Clay | 40.8% | 41.0% | Lafayette | 14.7% | 15.0% | St. Lucie | 38.7% | 38.5% |
| Collier | 41.0% | 45.4% | Lake | 41.1% | 40.6% | Santa Rosa | 44.5% | 46.8% |
| Columbia | 29.0% | 27.9% | Lee | 40.7% | 39.4% | Sarasota | 50.2% | 49.8% |
| DeSoto | 15.3% | 15.5% | Leon | 59.4% | 58.8% | Seminole | 57.8% | 57.6% |
| Dixie | 18.1% | 15.5% | Levy | 22.5% | 26.9% | Sumter | 24.8% | 34.4% |
| Duval | 46.3% | 45.5% | Liberty | 13.0% | 23.0% | Suwannee | 15.8% | 25.1% |
| Escambia | 42.0% | 42.0% | Madison | 30.6% | 25.2% | Taylor | 19.6% | 21.4% |
| Flagler | 32.8% | 43.5% | Manatee | 39.9% | 44.5% | Union | 19.4% | 20.0% |
| Franklin | 10.4% | 27.9% | Marion | 31.1% | 34.0% | Volusia | 41.0% | 41.1% |
| Gadsden | 16.8% | 27.3% | Martin | 40.6% | 46.3% | Wakulla | 32.4% | 31.5% |
| Gilchrist | 22.7% | 24.6% | Miami-Dade | 50.1% | 47.0% | Walton | 32.4% | 44.5% |
| Glades | 28.6% | 18.9% | Monroe | 44.6% | 47.6% | Washington | 20.7% | 22.6% |
| Gulf | 17.0% | 27.5% | Nassau | 44.6% | 43.6% | Florida | 47.9% | 47.4% |
| Hamilton | 11.2% | 20.3% | Okaloosa | 46.2% | 48.1% | U.S. | 49.4% | 47.8% |

Data Notes

1. U.S. Census Bureau, American Community Survey (2024) 5-Year Table B15001, Sex by Age by Educational Attainment
2. U.S. Census Bureau, American Community Survey (2024) 5-Year Table S1501, Educational Attainment

The Florida College Access Network leads the collaborative movement to strengthen Florida by ensuring every Floridian attains education beyond high school towards a rewarding career. For more information, visit www.floridacollegeaccess.org.

