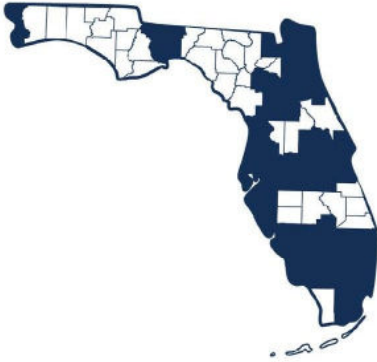


# DEGREE ATTAINMENT PROFILE

upliftED

## Local College Access Networks



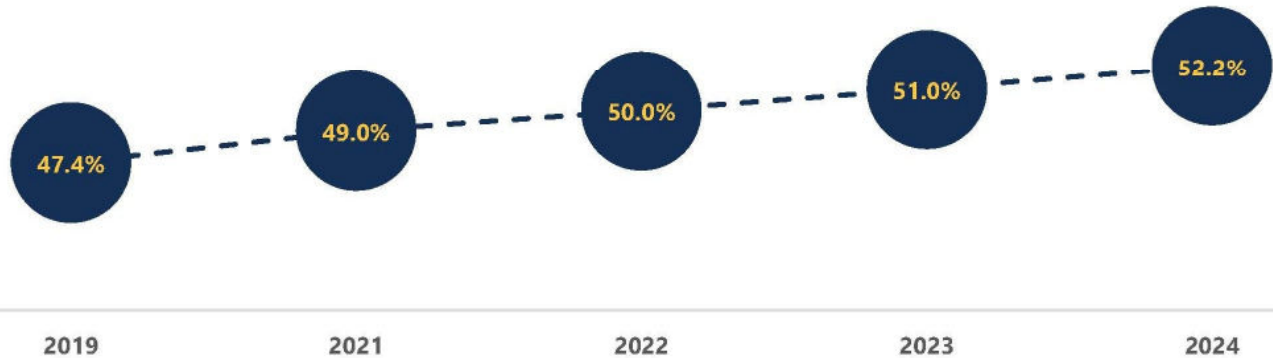
Local College Access Networks (LCANs) are organizations made up of community leaders who come together to create solutions and form partnerships to support local talent development. Currently, over 85% of Floridians are supported by an LCAN.



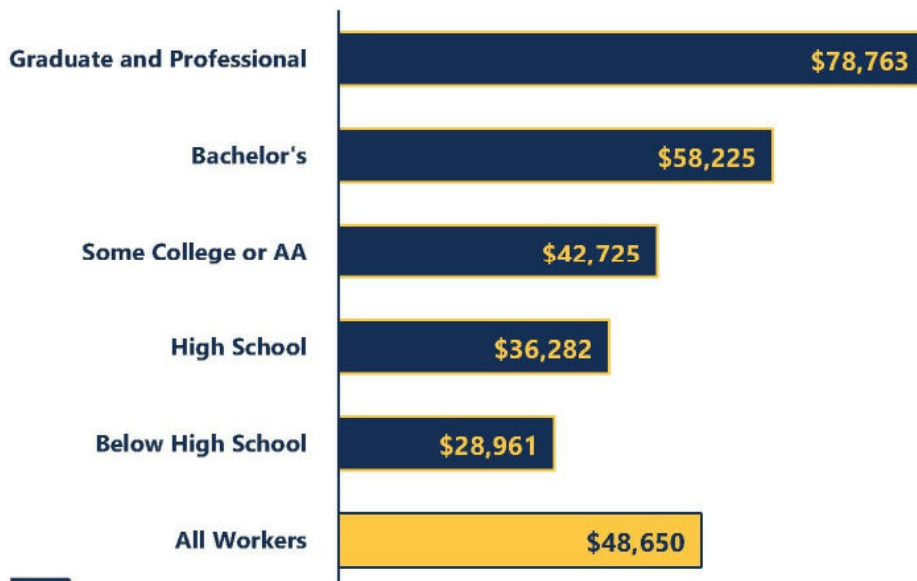
Serving Orange, Osceola, and Seminole Counties

<https://upliftedcf.org/>

## Residents aged 25-64 with a high-quality degree<sup>1</sup>



## Residents 25+ Median Annual Earnings<sup>2</sup>



The fastest growing jobs in Florida are those requiring **education beyond high school**, according to Florida Department of Commerce.



# DEGREE ATTAINMENT PROFILE

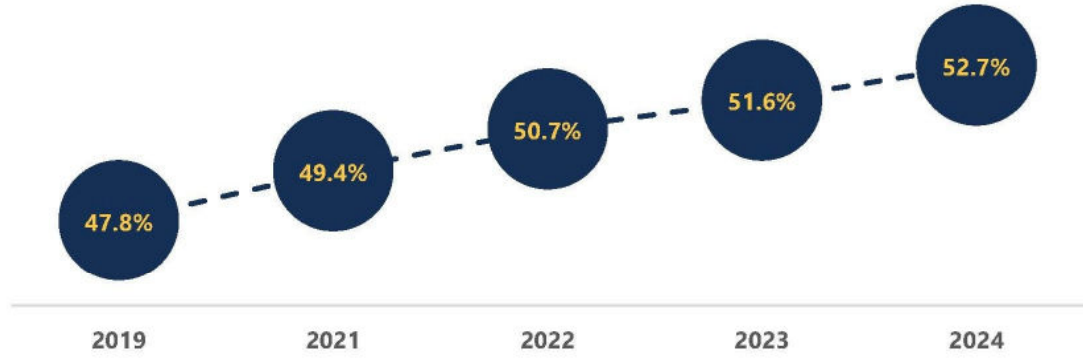
## Orange

Residents aged 25-64 with a high-quality degree<sup>1</sup>

# 52.7%

Increased 9.1% since 2015

County Rank: **5** of **67**



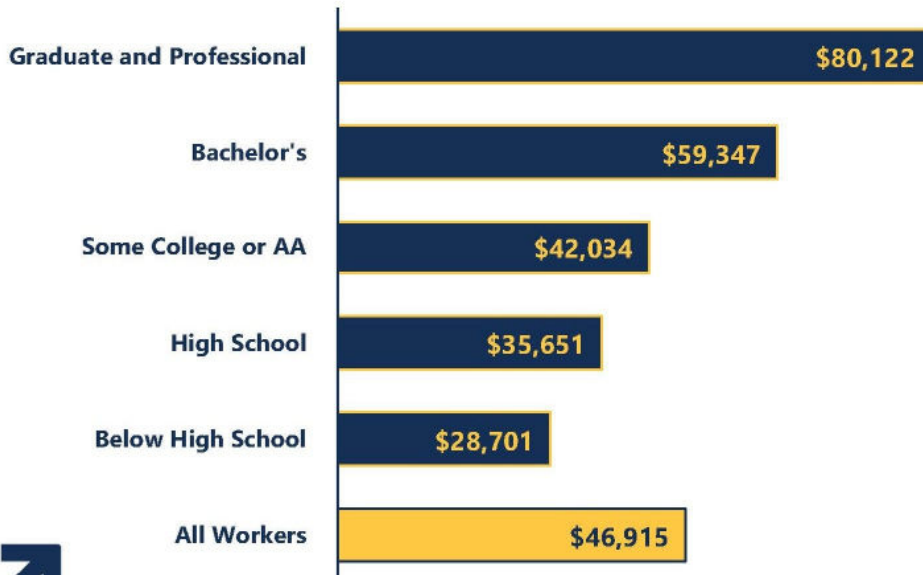
## County-by-county comparisons based on selected criteria<sup>1,2,3</sup>

Attainment Rate		
Rank	County	Rate
3	Leon	58.8%
4	Seminole	57.6%
5	Orange	52.7%
6	Pinellas	49.9%
7	Hillsborough	49.9%

Attainment Rate by Population			
Rank	County	Total Pop.	Rate
3	Palm Beach	1,533,806	49.6%
4	Hillsborough	1,522,748	49.9%
5	Orange	1,471,937	52.7%
6	Duval	1,023,153	45.5%
7	Pinellas	963,481	49.9%

Percent Living Below Poverty Level			
Rank	County	% Below	Rate
32	Hillsborough	12.7%	49.9%
33	Osceola	12.8%	43.9%
34	Orange	13.0%	52.7%
35	Holmes	14.0%	19.8%
36	Duval	14.1%	45.5%

## Residents 25+ Median Annual Earnings<sup>4</sup>



The fastest growing jobs in Florida are those requiring **education beyond high school**, according to Florida Department of Commerce.



# DEGREE ATTAINMENT PROFILE

## Osceola

Residents aged 25-64 with a high-quality degree<sup>1</sup>

**43.9%**

Increased 14.3% since 2015

County Rank: **21** of **67**



2019                      2021                      2022                      2023                      2024

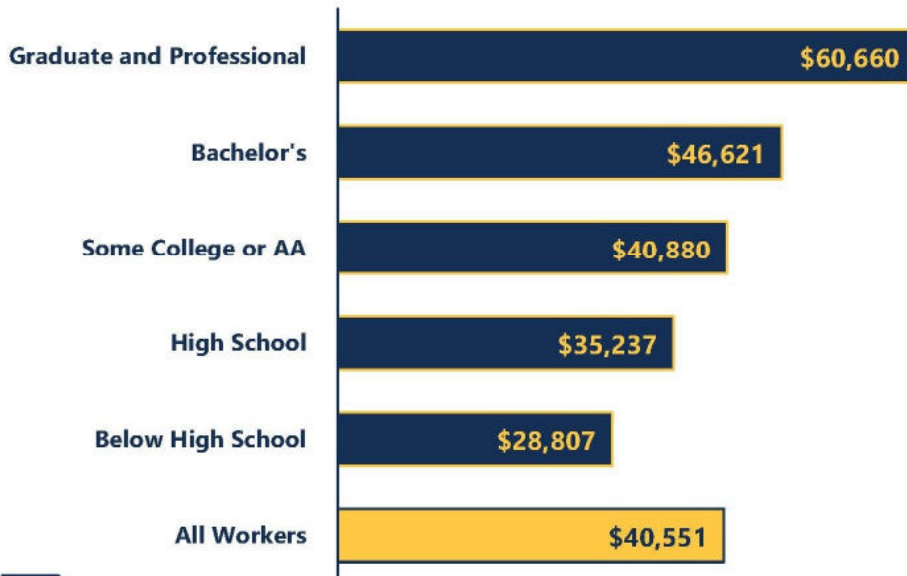
### County-by-county comparisons based on selected criteria<sup>1,2,3</sup>

Attainment Rate		
Rank	County	Rate
19	Walton	44.5%
20	Manatee	44.5%
<b>21</b>	<b>Osceola</b>	<b>43.9%</b>
22	Nassau	43.6%
23	Flagler	43.5%

Attainment Rate by Population			
Rank	County	Total Pop.	Rate
14	Sarasota	459,547	49.8%
15	Manatee	429,792	44.5%
<b>16</b>	<b>Osceola</b>	<b>427,415</b>	<b>43.9%</b>
17	Lake	412,924	40.6%
18	Marion	400,078	34.0%

Percent Living Below Poverty Level			
Rank	County	% Below	Rate
31	Walton	12.5%	44.5%
32	Hillsborough	12.7%	49.9%
<b>33</b>	<b>Osceola</b>	<b>12.8%</b>	<b>43.9%</b>
34	Orange	13.0%	52.7%
35	Holmes	14.0%	19.8%

### Residents 25+ Median Annual Earnings<sup>4</sup>



The fastest growing jobs in Florida are those requiring **education beyond high school**, according to Florida Department of Commerce.



# DEGREE ATTAINMENT PROFILE

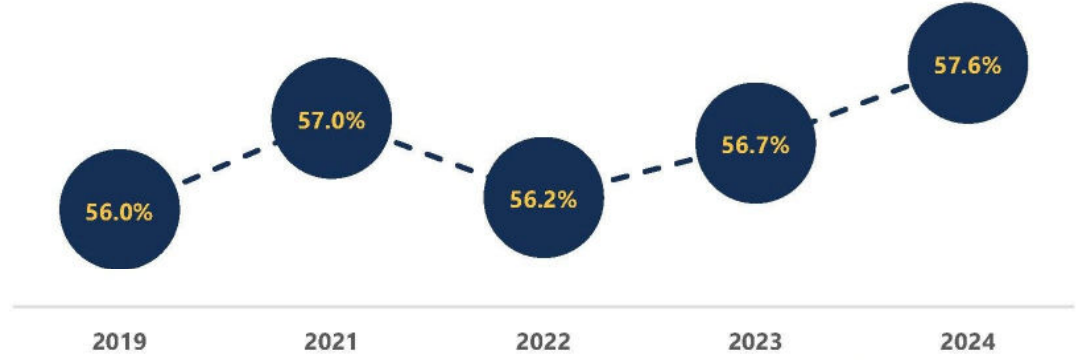
## Seminole

Residents aged 25-64 with a high-quality degree<sup>1</sup>

# 57.6%

Increased 7.1% since 2015

County Rank: **4** of **67**



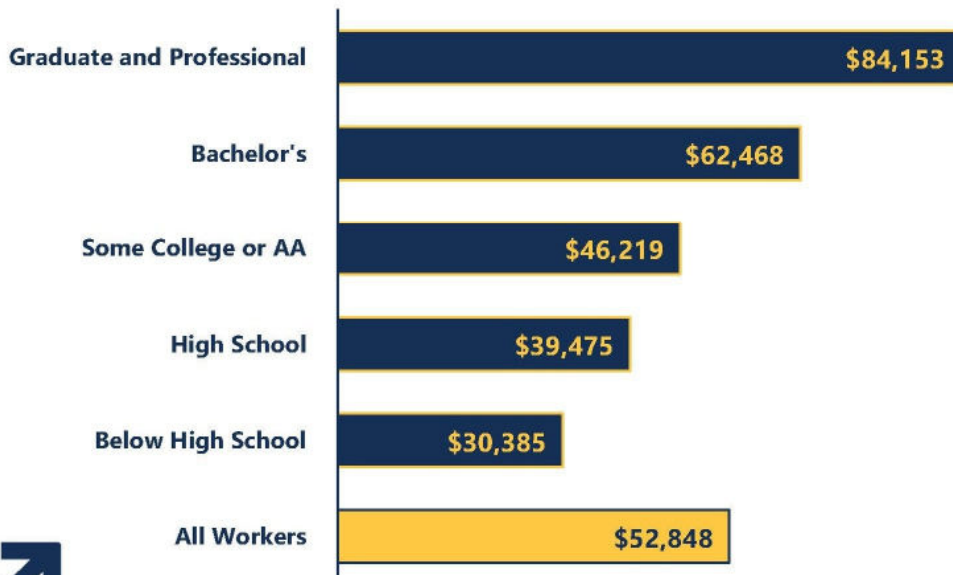
County-by-county comparisons based on selected criteria<sup>1,2,3</sup>

Attainment Rate		
Rank	County	Rate
2	Alachua	61.8%
3	Leon	58.8%
<b>4</b>	<b>Seminole</b>	<b>57.6%</b>
5	Orange	52.7%
6	Pinellas	49.9%

Attainment Rate by Population			
Rank	County	Total Pop.	Rate
11	Pasco	611,444	42.9%
12	Volusia	579,622	41.1%
<b>13</b>	<b>Seminole</b>	<b>481,470</b>	<b>57.6%</b>
14	Sarasota	459,547	49.8%
15	Manatee	429,792	44.5%

Percent Living Below Poverty Level			
Rank	County	% Below	Rate
5	Lake	8.9%	40.6%
6	Charlotte	9.0%	36.8%
<b>7</b>	<b>Seminole</b>	<b>9.0%</b>	<b>57.6%</b>
8	Clay	9.2%	41.0%
9	Okaloosa	9.3%	48.1%

## Residents 25+ Median Annual Earnings<sup>4</sup>



The fastest growing jobs in Florida are those requiring **education beyond high school**, according to Florida Department of Commerce.



# DEGREE ATTAINMENT PROFILE

## State of Florida

### Degree attainment by county and age group

County	25-34	25-64	County	25-34	25-64	County	25-34	25-64
Alachua	66.2%	61.8%	Hardee	21.9%	18.7%	Okeechobee	21.2%	25.2%
Baker	31.2%	24.9%	Hendry	29.1%	21.8%	Orange	54.0%	52.7%
Bay	39.8%	42.6%	Hernando	33.0%	33.9%	Osceola	44.8%	43.9%
Bradford	18.0%	22.6%	Highlands	28.8%	31.7%	Palm Beach	48.6%	49.6%
Brevard	46.4%	49.1%	Hillsborough	52.4%	49.9%	Pasco	42.9%	42.9%
Broward	50.8%	49.2%	Holmes	13.3%	19.8%	Pinellas	51.1%	49.9%
Calhoun	15.6%	20.6%	Indian River	41.4%	42.0%	Polk	33.6%	34.3%
Charlotte	34.4%	36.8%	Jackson	19.4%	24.6%	Putnam	15.5%	19.9%
Citrus	26.1%	29.1%	Jefferson	28.5%	29.3%	St. Johns	56.9%	63.0%
Clay	40.8%	41.0%	Lafayette	14.7%	15.0%	St. Lucie	38.7%	38.5%
Collier	41.0%	45.4%	Lake	41.1%	40.6%	Santa Rosa	44.5%	46.8%
Columbia	29.0%	27.9%	Lee	40.7%	39.4%	Sarasota	50.2%	49.8%
DeSoto	15.3%	15.5%	Leon	59.4%	58.8%	Seminole	57.8%	57.6%
Dixie	18.1%	15.5%	Levy	22.5%	26.9%	Sumter	24.8%	34.4%
Duval	46.3%	45.5%	Liberty	13.0%	23.0%	Suwannee	15.8%	25.1%
Escambia	42.0%	42.0%	Madison	30.6%	25.2%	Taylor	19.6%	21.4%
Flagler	32.8%	43.5%	Manatee	39.9%	44.5%	Union	19.4%	20.0%
Franklin	10.4%	27.9%	Marion	31.1%	34.0%	Volusia	41.0%	41.1%
Gadsden	16.8%	27.3%	Martin	40.6%	46.3%	Wakulla	32.4%	31.5%
Gilchrist	22.7%	24.6%	Miami-Dade	50.1%	47.0%	Walton	32.4%	44.5%
Glades	28.6%	18.9%	Monroe	44.6%	47.6%	Washington	20.7%	22.6%
Gulf	17.0%	27.5%	Nassau	44.6%	43.6%	Florida	47.9%	47.4%
Hamilton	11.2%	20.3%	Okaloosa	46.2%	48.1%	U.S.	49.4%	47.8%

### Data Notes

1. U.S. Census Bureau, American Community Survey (2024) 5-Year Table B15001, *Sex by Age by Educational Attainment*
2. U.S. Census Bureau, American Community Survey (2024) 5-Year Table DP05, *Demographic and Housing Estimates*
3. U.S. Census Bureau, American Community Survey (2024) 5-Year Table S1701, *Poverty Status in the Past 12 Months*
4. U.S. Census Bureau, American Community Survey (2024) 5-Year Table S1501, *Educational Attainment*

The Florida College Access Network leads the collaborative movement to strengthen Florida by ensuring every Floridian attains education beyond high school towards a rewarding career. For more information, visit [www.floridacollegeaccess.org](http://www.floridacollegeaccess.org).

