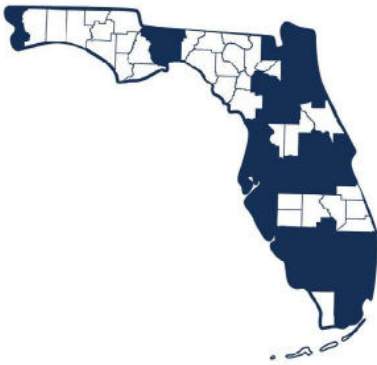


DEGREE ATTAINMENT PROFILE

Citrus County Coalition for College and Careers LCAN

Local College Access Networks



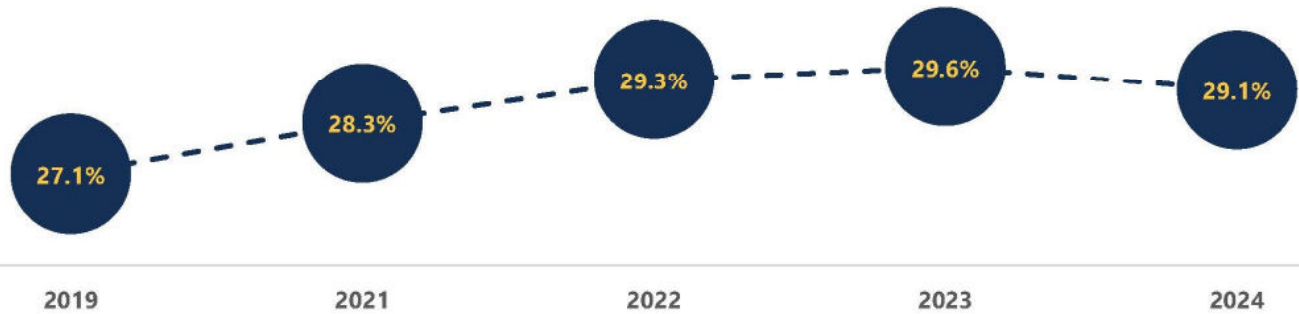
Local College Access Networks (LCANs) are organizations made up of community leaders who come together to create solutions and form partnerships to support local talent development. Currently, over 85% of Floridians are supported by an LCAN.



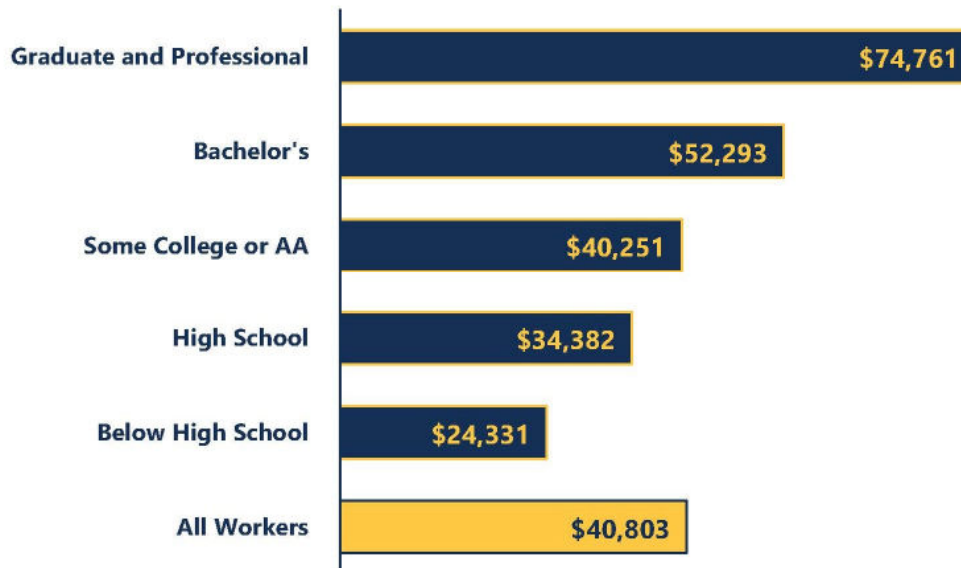
Serving Citrus County

<https://www.citruscollegecoalition.org/>

Residents aged 25-64 with a college degree¹



Residents 25+ Median Annual Earnings⁴



The fastest growing jobs in Florida are those requiring **education beyond high school**, according to Florida Department of Commerce.



DEGREE ATTAINMENT PROFILE

Citrus

Residents aged 25-64 with a college degree¹

29.1%

Increased 3.9% since 2015

County Rank: **41** of **67**



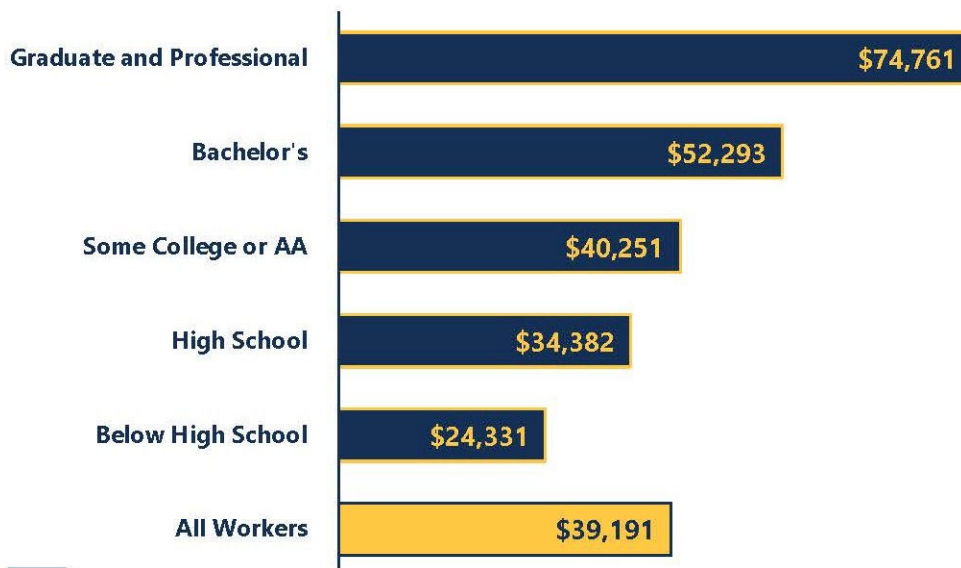
County-by-county comparisons based on selected criteria^{1,2,3}

| Attainment Rate | | |
|-----------------|---------------|--------------|
| Rank | County | Rate |
| 39 | Wakulla | 31.5% |
| 40 | Jefferson | 29.3% |
| 41 | Citrus | 29.1% |
| 42 | Franklin | 27.9% |
| 43 | Columbia | 27.9% |

| Attainment Rate by Population | | | |
|-------------------------------|---------------|----------------|--------------|
| Rank | County | Total Pop. | Rate |
| 30 | Bay | 186,393 | 42.6% |
| 31 | Indian River | 166,936 | 42.0% |
| 32 | Citrus | 162,472 | 29.1% |
| 33 | Martin | 162,176 | 46.3% |
| 34 | Sumter | 143,408 | 34.4% |

| Percent Living Below Poverty Level | | | |
|------------------------------------|---------------|--------------|--------------|
| Rank | County | % Below | Rate |
| 41 | Suwannee | 15.0% | 25.1% |
| 42 | Highlands | 15.3% | 31.7% |
| 43 | Citrus | 15.6% | 29.1% |
| 44 | Franklin | 16.5% | 27.9% |
| 45 | Columbia | 16.7% | 27.9% |

Residents 25+ Median Annual Earnings⁴



The **fastest growing jobs** in Florida are those requiring **education beyond high school**, according to Florida Department of Commerce.



DEGREE ATTAINMENT PROFILE

State of Florida

Degree attainment by county and age group

| County | 25-34 | 25-64 | County | 25-34 | 25-64 | County | 25-34 | 25-64 |
|-----------|-------|-------|--------------|-------|-------|------------|-------|-------|
| Alachua | 66.2% | 61.8% | Hardee | 21.9% | 18.7% | Okeechobee | 21.2% | 25.2% |
| Baker | 31.2% | 24.9% | Hendry | 29.1% | 21.8% | Orange | 54.0% | 52.7% |
| Bay | 39.8% | 42.6% | Hernando | 33.0% | 33.9% | Osceola | 44.8% | 43.9% |
| Bradford | 18.0% | 22.6% | Highlands | 28.8% | 31.7% | Palm Beach | 48.6% | 49.6% |
| Brevard | 46.4% | 49.1% | Hillsborough | 52.4% | 49.9% | Pasco | 42.9% | 42.9% |
| Broward | 50.8% | 49.2% | Holmes | 13.3% | 19.8% | Pinellas | 51.1% | 49.9% |
| Calhoun | 15.6% | 20.6% | Indian River | 41.4% | 42.0% | Polk | 33.6% | 34.3% |
| Charlotte | 34.4% | 36.8% | Jackson | 19.4% | 24.6% | Putnam | 15.5% | 19.9% |
| Citrus | 26.1% | 29.1% | Jefferson | 28.5% | 29.3% | St. Johns | 56.9% | 63.0% |
| Clay | 40.8% | 41.0% | Lafayette | 14.7% | 15.0% | St. Lucie | 38.7% | 38.5% |
| Collier | 41.0% | 45.4% | Lake | 41.1% | 40.6% | Santa Rosa | 44.5% | 46.8% |
| Columbia | 29.0% | 27.9% | Lee | 40.7% | 39.4% | Sarasota | 50.2% | 49.8% |
| DeSoto | 15.3% | 15.5% | Leon | 59.4% | 58.8% | Seminole | 57.8% | 57.6% |
| Dixie | 18.1% | 15.5% | Levy | 22.5% | 26.9% | Sumter | 24.8% | 34.4% |
| Duval | 46.3% | 45.5% | Liberty | 13.0% | 23.0% | Suwannee | 15.8% | 25.1% |
| Escambia | 42.0% | 42.0% | Madison | 30.6% | 25.2% | Taylor | 19.6% | 21.4% |
| Flagler | 32.8% | 43.5% | Manatee | 39.9% | 44.5% | Union | 19.4% | 20.0% |
| Franklin | 10.4% | 27.9% | Marion | 31.1% | 34.0% | Volusia | 41.0% | 41.1% |
| Gadsden | 16.8% | 27.3% | Martin | 40.6% | 46.3% | Wakulla | 32.4% | 31.5% |
| Gilchrist | 22.7% | 24.6% | Miami-Dade | 50.1% | 47.0% | Walton | 32.4% | 44.5% |
| Glades | 28.6% | 18.9% | Monroe | 44.6% | 47.6% | Washington | 20.7% | 22.6% |
| Gulf | 17.0% | 27.5% | Nassau | 44.6% | 43.6% | Florida | 47.9% | 47.4% |
| Hamilton | 11.2% | 20.3% | Okaloosa | 46.2% | 48.1% | U.S. | 49.4% | 47.8% |

Data Notes

1. U.S. Census Bureau, American Community Survey (2024) 5-Year Table B15001, *Sex by Age by Educational Attainment*
2. U.S. Census Bureau, American Community Survey (2024) 5-Year Table DP05, *Demographic and Housing Estimates*
3. U.S. Census Bureau, American Community Survey (2024) 5-Year Table S1701, *Poverty Status in the Past 12 Months*
4. U.S. Census Bureau, American Community Survey (2024) 5-Year Table S1501, *Educational Attainment*

The Florida College Access Network leads the collaborative movement to strengthen Florida by ensuring every Floridian attains education beyond high school towards a rewarding career. For more information, visit www.floridacollegeaccess.org.

