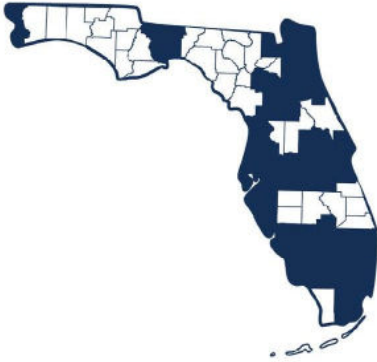


FutureMakers Coalition LCAN

Local College Access Networks



Local College Access Networks (LCANs) are organizations made up of community leaders who come together to create solutions and form partnerships to support local talent development. Currently, over 85% of Floridians are supported by an LCAN.



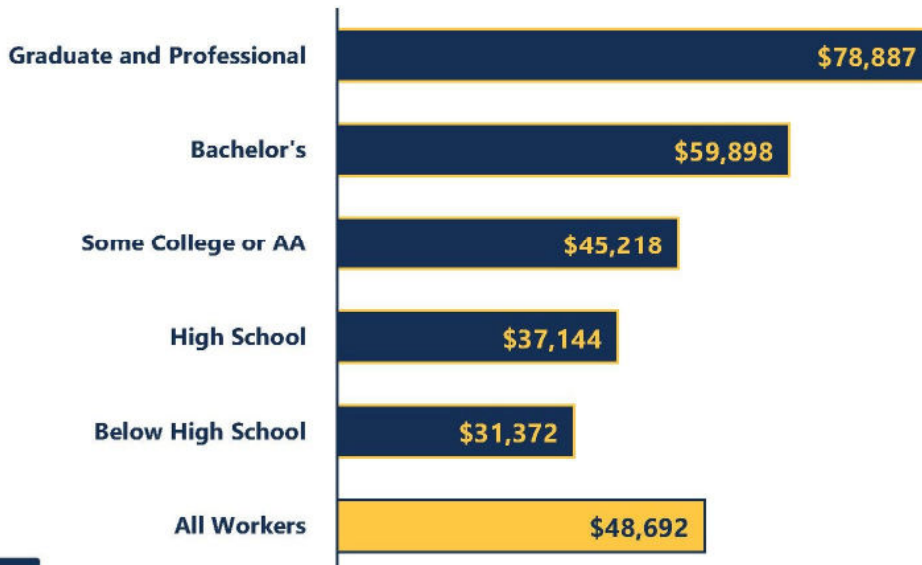
Serving Charlotte, Collier, Glades, Hendry, and Lee Counties

<https://www.futuremakerscoalition.com/>

Residents aged 25-64 with a college degree^{1,3}



Residents 25+ Median Annual Earnings⁴



The fastest growing jobs in Florida are those requiring **education beyond high school**, according to Florida Department of Commerce.



DEGREE ATTAINMENT PROFILE

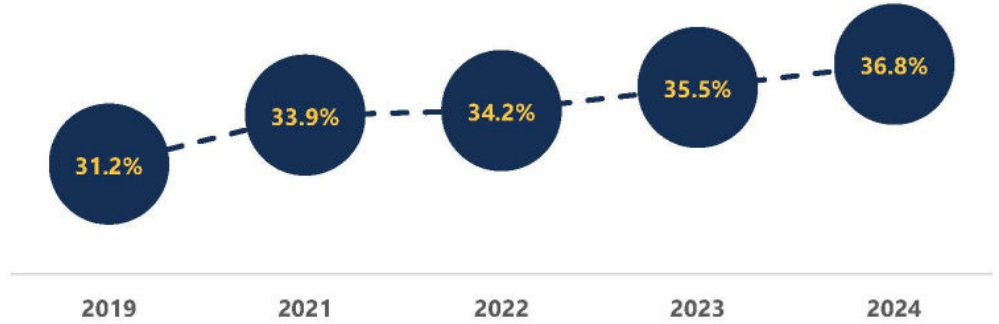
Charlotte

Residents aged 25-64 with a college degree¹

36.8%

Increased 7.1% since 2015

County Rank: **33** of **67**



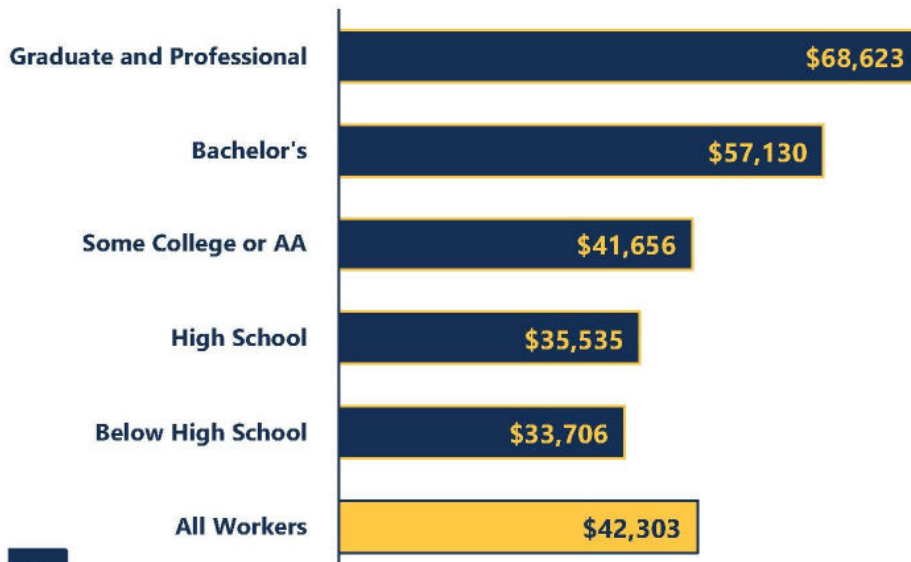
County-by-county comparisons based on selected criteria^{1,2,3}

Attainment Rate		
Rank	County	Rate
31	Lee	39.4%
32	St. Lucie	38.5%
33	Charlotte	36.8%
34	Sumter	34.4%
35	Polk	34.3%

Attainment Rate by Population			
Rank	County	Total Pop.	Rate
26	Okaloosa	216,599	48.1%
27	Hernando	207,018	33.9%
28	Charlotte	201,064	36.8%
29	Santa Rosa	198,472	46.8%
30	Bay	186,393	42.6%

Percent Living Below Poverty Level			
Rank	County	% Below	Rate
4	Santa Rosa	8.8%	46.8%
5	Lake	8.9%	40.6%
6	Charlotte	9.0%	36.8%
7	Seminole	9.0%	57.6%
8	Clay	9.2%	41.0%

Residents 25+ Median Annual Earnings⁴



The **fastest growing jobs** in Florida are those requiring **education beyond high school**, according to Florida Department of Commerce.



DEGREE ATTAINMENT PROFILE

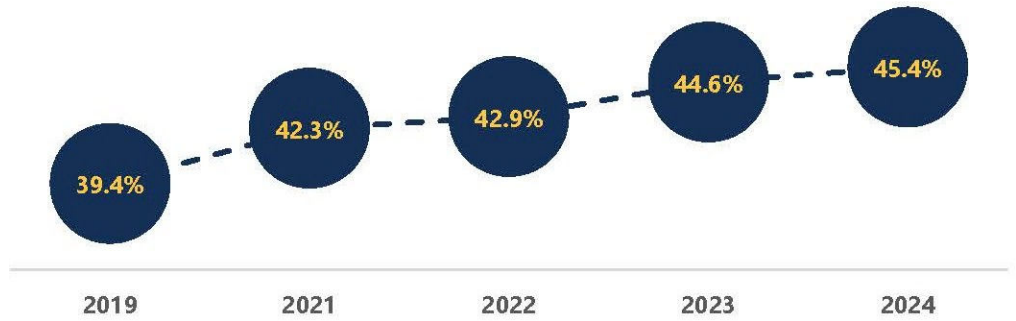
Collier

Residents aged 25-64 with a college degree¹

45.4%

Increased 7.6% since 2015

County Rank: **18** of **67**



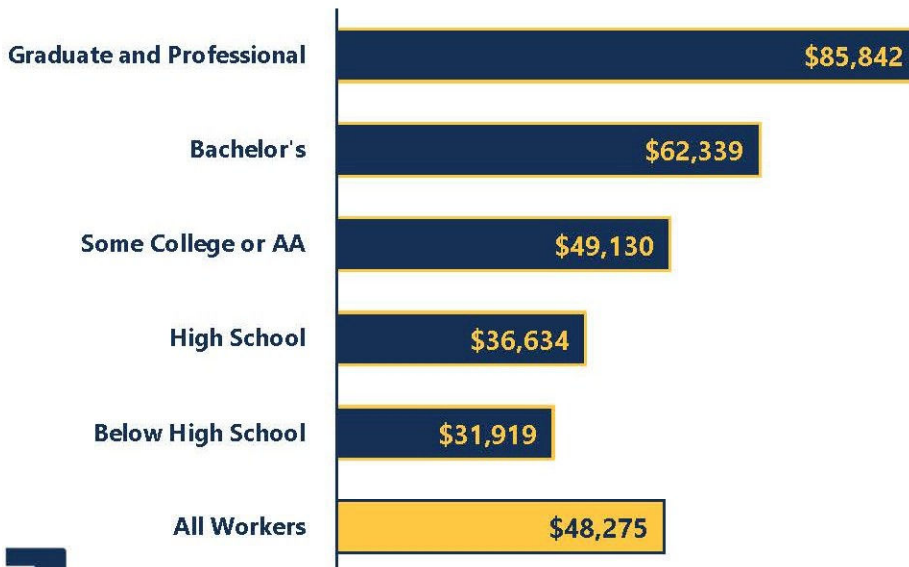
County-by-county comparisons based on selected criteria^{1,2,3}

Attainment Rate		
Rank	County	Rate
16	Martin	46.3%
17	Duval	45.5%
18	Collier	45.4%
19	Walton	44.5%
20	Manatee	44.5%

Attainment Rate by Population			
Rank	County	Total Pop.	Rate
17	Lake	412,924	40.6%
18	Marion	400,078	34.0%
19	Collier	398,291	45.4%
20	St. Lucie	360,500	38.5%
21	Escambia	325,923	42.0%

Percent Living Below Poverty Level			
Rank	County	% Below	Rate
14	Flagler	10.3%	43.5%
15	Monroe	10.6%	47.6%
16	Collier	10.7%	45.4%
17	Indian River	11.1%	42.0%
18	Pasco	11.1%	42.9%

Residents 25+ Median Annual Earnings⁴



The fastest growing jobs in Florida are those requiring education beyond high school, according to Florida Department of Commerce.



DEGREE ATTAINMENT PROFILE

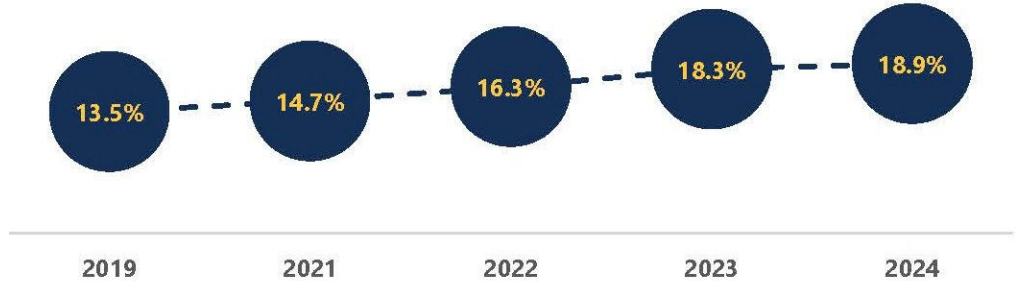
Glades

Residents aged 25-64 with a college degree¹

18.9%

Increased 1.4% since 2015

County Rank: **63** of **67**



County-by-county comparisons based on selected criteria^{1,2,3}

Attainment Rate		
Rank	County	Rate
61	Putnam	19.9%
62	Holmes	19.8%
63	Glades	18.9%
64	Hardee	18.7%
65	DeSoto	15.5%

Attainment Rate by Population			
Rank	County	Total Pop.	Rate
62	Hamilton	13,616	20.3%
63	Calhoun	13,492	20.6%
64	Glades	12,563	18.9%
65	Franklin	12,553	27.9%
66	Lafayette	8,161	15.0%

Percent Living Below Poverty Level			
Rank	County	% Below	Rate
45	Columbia	16.7%	27.9%
46	Bradford	16.8%	22.6%
47	Glades	17.2%	18.9%
48	Taylor	17.3%	21.4%
49	Washington	17.3%	22.6%

Residents 25+ Median Annual Earnings⁴



The fastest growing jobs in Florida are those requiring education beyond high school, according to Florida Department of Commerce.



DEGREE ATTAINMENT PROFILE

Hendry

Residents aged 25-64 with a college degree¹

21.8%

Increased 6.1% since 2015

County Rank: **56** of **67**



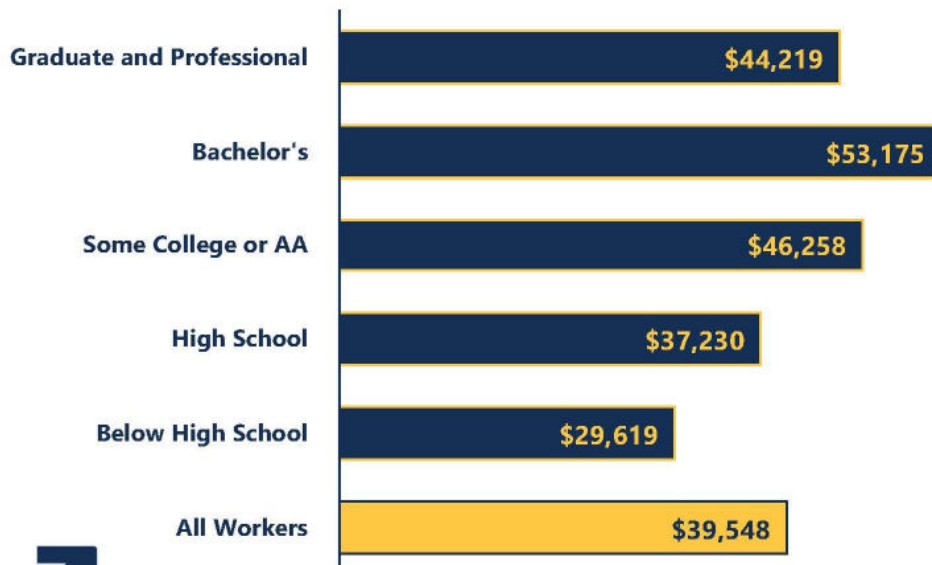
County-by-county comparisons based on selected criteria^{1,2,3}

Attainment Rate		
Rank	County	Rate
54	Washington	22.6%
55	Bradford	22.6%
56	Hendry	21.8%
57	Taylor	21.4%
58	Calhoun	20.6%

Attainment Rate by Population			
Rank	County	Total Pop.	Rate
44	Suwannee	45,342	25.1%
45	Gadsden	43,710	27.3%
46	Hendry	42,382	21.8%
47	Okeechobee	40,816	25.2%
48	Wakulla	35,387	31.5%

Percent Living Below Poverty Level			
Rank	County	% Below	Rate
61	Madison	21.0%	25.2%
62	Alachua	21.2%	61.8%
63	Hendry	22.5%	21.8%
64	Putnam	23.4%	19.9%
65	DeSoto	24.1%	15.5%

Residents 25+ Median Annual Earnings⁴



The fastest growing jobs in Florida are those requiring education beyond high school, according to Florida Department of Commerce.



DEGREE ATTAINMENT PROFILE

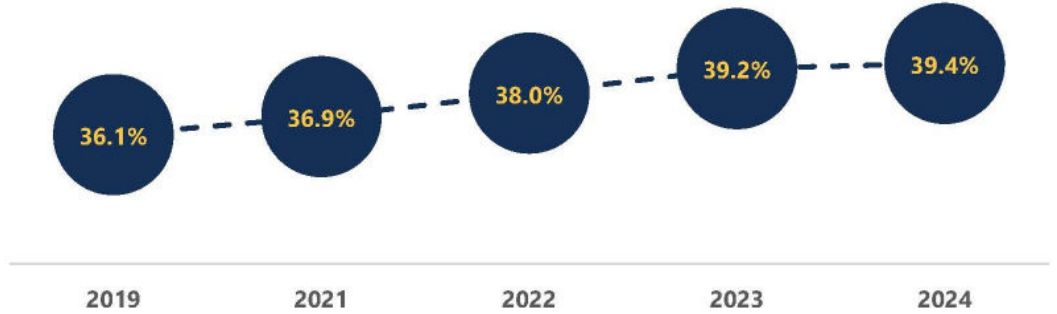
Lee

Residents aged 25-64 with a college degree¹

39.4%

Increased 5.6% since 2015

County Rank: **31** of **67**



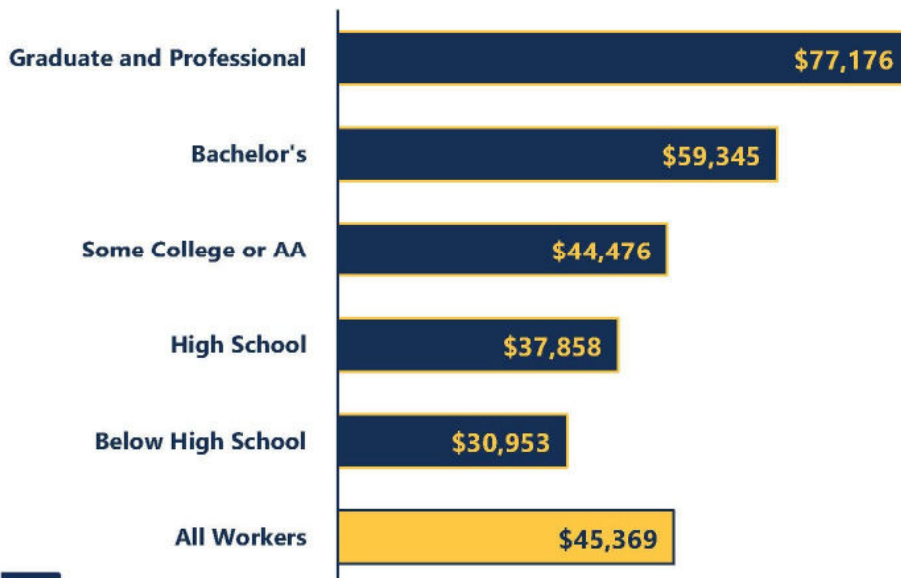
County-by-county comparisons based on selected criteria^{1,2,3}

Attainment Rate		
Rank	County	Rate
29	Clay	41.0%
30	Lake	40.6%
31	Lee	39.4%
32	St. Lucie	38.5%
33	Charlotte	36.8%

Attainment Rate by Population			
Rank	County	Total Pop.	Rate
6	Duval	1,023,153	45.5%
7	Pinellas	963,481	49.9%
8	Lee	817,666	39.4%
9	Polk	790,694	34.3%
10	Brevard	632,780	49.1%

Percent Living Below Poverty Level			
Rank	County	% Below	Rate
25	Volusia	11.8%	41.1%
26	Bay	11.9%	42.6%
27	Lee	12.0%	39.4%
28	Broward	12.2%	49.2%
29	St. Lucie	12.3%	38.5%

Residents 25+ Median Annual Earnings⁴



The **fastest growing jobs** in Florida are those requiring **education beyond high school**, according to Florida Department of Commerce.



DEGREE ATTAINMENT PROFILE

State of Florida

Degree attainment by county and age group

County	25-34	25-64	County	25-34	25-64	County	25-34	25-64
Alachua	66.2%	61.8%	Hardee	21.9%	18.7%	Okeechobee	21.2%	25.2%
Baker	31.2%	24.9%	Hendry	29.1%	21.8%	Orange	54.0%	52.7%
Bay	39.8%	42.6%	Hernando	33.0%	33.9%	Osceola	44.8%	43.9%
Bradford	18.0%	22.6%	Highlands	28.8%	31.7%	Palm Beach	48.6%	49.6%
Brevard	46.4%	49.1%	Highlands	28.8%	31.7%	Pasco	42.9%	42.9%
Broward	50.8%	49.2%	Hillsborough	52.4%	49.9%	Pinellas	51.1%	49.9%
Calhoun	15.6%	20.6%	Holmes	13.3%	19.8%	Polk	33.6%	34.3%
Charlotte	34.4%	36.8%	Indian River	41.4%	42.0%	Putnam	15.5%	19.9%
Citrus	26.1%	29.1%	Jackson	19.4%	24.6%	St. Johns	56.9%	63.0%
Clay	40.8%	41.0%	Jefferson	28.5%	29.3%	St. Lucie	38.7%	38.5%
Collier	41.0%	45.4%	Lafayette	14.7%	15.0%	Santa Rosa	44.5%	46.8%
Columbia	29.0%	27.9%	Lake	41.1%	40.6%	Sarasota	50.2%	49.8%
DeSoto	15.3%	15.5%	Lee	40.7%	39.4%	Seminole	57.8%	57.6%
Dixie	18.1%	15.5%	Leon	59.4%	58.8%	Sumter	24.8%	34.4%
Duval	46.3%	45.5%	Levy	22.5%	26.9%	Suwannee	15.8%	25.1%
Escambia	42.0%	42.0%	Liberty	13.0%	23.0%	Taylor	19.6%	21.4%
Flagler	32.8%	43.5%	Madison	30.6%	25.2%	Union	19.4%	20.0%
Franklin	10.4%	27.9%	Manatee	39.9%	44.5%	Volusia	41.0%	41.1%
Gadsden	16.8%	27.3%	Marion	31.1%	34.0%	Wakulla	32.4%	31.5%
Gilchrist	22.7%	24.6%	Martin	40.6%	46.3%	Walton	32.4%	44.5%
Glades	28.6%	18.9%	Miami-Dade	50.1%	47.0%	Washington	20.7%	22.6%
Gulf	17.0%	27.5%	Monroe	44.6%	47.6%	Florida	47.9%	47.4%
Hamilton	11.2%	20.3%	Nassau	44.6%	43.6%	U.S.	49.4%	47.8%
			Okaloosa	46.2%	48.1%			

Data Notes

1. U.S. Census Bureau, American Community Survey (2024) 5-Year Table B15001, Sex by Age by Educational Attainment
2. U.S. Census Bureau, American Community Survey (2024) 5-Year Table DP05, Demographic and Housing Estimates
3. U.S. Census Bureau, American Community Survey (2024) 5-Year Table S1701, Poverty Status in the Past 12 Months
4. U.S. Census Bureau, American Community Survey (2024) 5-Year Table S1501, Educational Attainment

The Florida College Access Network leads the collaborative movement to strengthen Florida by ensuring every Floridian attains education beyond high school towards a rewarding career. For more information, visit www.floridacollegeaccess.org.

