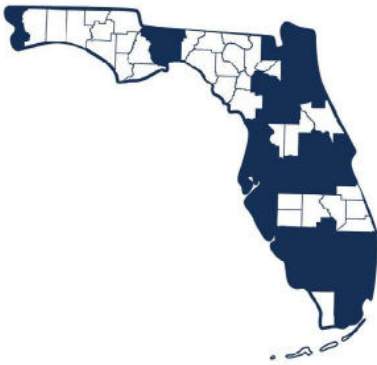


REACH Manatee

Local College Access Networks



Local College Access Networks (LCANs) are organizations made up of community leaders who come together to create solutions and form partnerships to support local talent development. Currently, over 85% of Floridians are supported by an LCAN.



Serving Manatee County

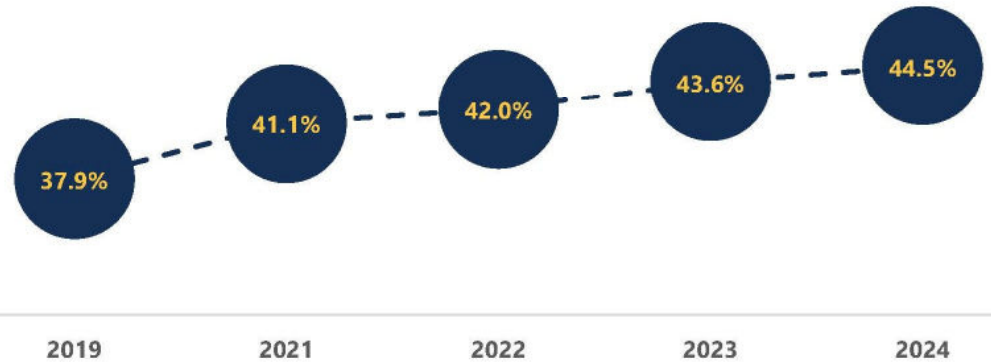
<https://www.reachmanatee.org/>

Residents aged 25-64 with a college degree¹

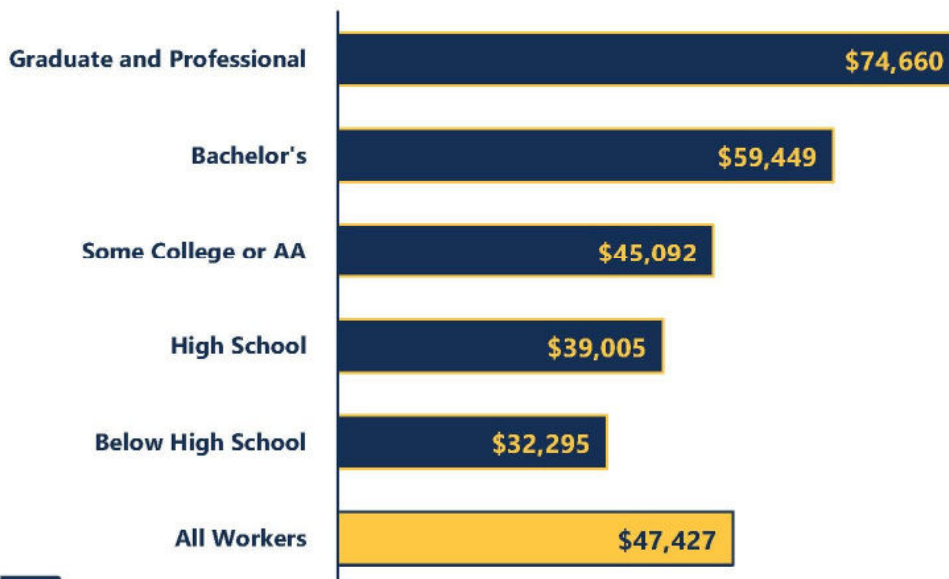
44.5%

Increased 7.7% in 2015

County Rank: **20** of **67**



Residents 25+ Median Annual Earnings⁴



The **fastest growing jobs in Florida** are those requiring **education beyond high school**, according to Florida Department of Commerce.



DEGREE ATTAINMENT PROFILE

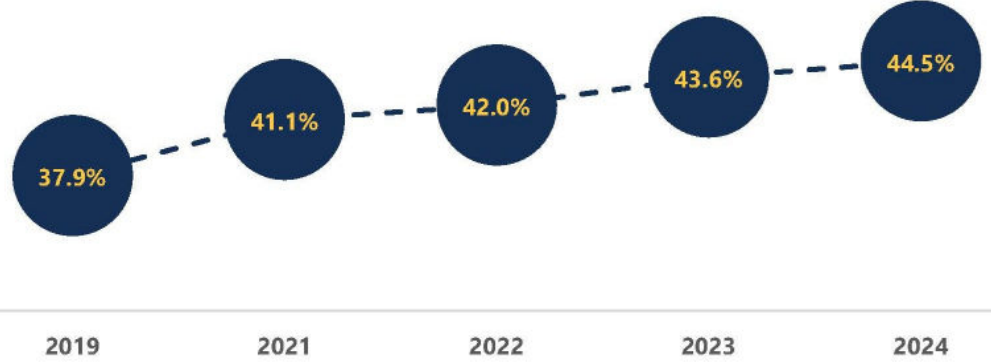
Manatee

Residents aged 25-64 with a college degree¹

44.5%

Increased 7.7% since 2015

County Rank: **20** of **67**



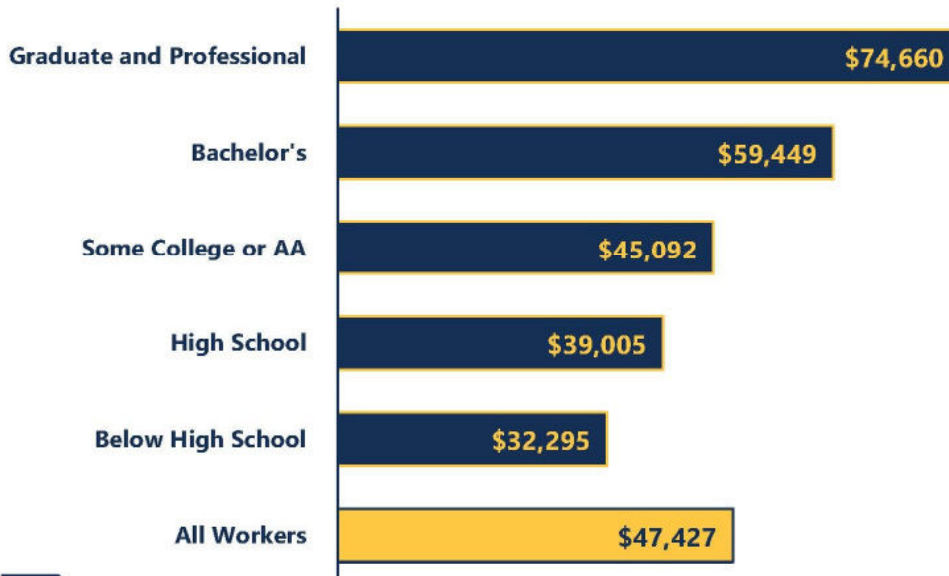
County-by-county comparisons based on selected criteria^{1,2,3}

Attainment Rate		
Rank	County	Rate
18	Collier	45.4%
19	Walton	44.5%
20	Manatee	44.5%
21	Osceola	43.9%
22	Nassau	43.6%

Attainment Rate by Population			
Rank	County	Total Pop.	Rate
13	Seminole	481,470	57.6%
14	Sarasota	459,547	49.8%
15	Manatee	429,792	44.5%
16	Osceola	427,415	43.9%
17	Lake	412,924	40.6%

Percent Living Below Poverty Level			
Rank	County	% Below	Rate
10	Nassau	9.7%	43.6%
11	Sumter	9.7%	34.4%
12	Manatee	9.8%	44.5%
13	Brevard	10.2%	49.1%
14	Flagler	10.3%	43.5%

Residents 25+ Median Annual Earnings⁴



The fastest growing jobs in Florida are those requiring education beyond high school, according to Florida Department of Commerce.



DEGREE ATTAINMENT PROFILE

State of Florida

Degree attainment by county and age group

County	25-34	25-64	County	25-34	25-64	County	25-34	25-64
Alachua	66.2%	61.8%	Hardee	21.9%	18.7%	Okeechobee	21.2%	25.2%
Baker	31.2%	24.9%	Hendry	29.1%	21.8%	Orange	54.0%	52.7%
Bay	39.8%	42.6%	Hernando	33.0%	33.9%	Osceola	44.8%	43.9%
Bradford	18.0%	22.6%	Highlands	28.8%	31.7%	Palm Beach	48.6%	49.6%
Brevard	46.4%	49.1%	Hillsborough	52.4%	49.9%	Pasco	42.9%	42.9%
Broward	50.8%	49.2%	Holmes	13.3%	19.8%	Pinellas	51.1%	49.9%
Calhoun	15.6%	20.6%	Indian River	41.4%	42.0%	Polk	33.6%	34.3%
Charlotte	34.4%	36.8%	Jackson	19.4%	24.6%	Putnam	15.5%	19.9%
Citrus	26.1%	29.1%	Jefferson	28.5%	29.3%	St. Johns	56.9%	63.0%
Clay	40.8%	41.0%	Lafayette	14.7%	15.0%	St. Lucie	38.7%	38.5%
Collier	41.0%	45.4%	Lake	41.1%	40.6%	Santa Rosa	44.5%	46.8%
Columbia	29.0%	27.9%	Lee	40.7%	39.4%	Sarasota	50.2%	49.8%
DeSoto	15.3%	15.5%	Leon	59.4%	58.8%	Seminole	57.8%	57.6%
Dixie	18.1%	15.5%	Levy	22.5%	26.9%	Sumter	24.8%	34.4%
Duval	46.3%	45.5%	Liberty	13.0%	23.0%	Suwannee	15.8%	25.1%
Escambia	42.0%	42.0%	Madison	30.6%	25.2%	Taylor	19.6%	21.4%
Flagler	32.8%	43.5%	Manatee	39.9%	44.5%	Union	19.4%	20.0%
Franklin	10.4%	27.9%	Marion	31.1%	34.0%	Volusia	41.0%	41.1%
Gadsden	16.8%	27.3%	Martin	40.6%	46.3%	Wakulla	32.4%	31.5%
Gilchrist	22.7%	24.6%	Miami-Dade	50.1%	47.0%	Walton	32.4%	44.5%
Glades	28.6%	18.9%	Monroe	44.6%	47.6%	Washington	20.7%	22.6%
Gulf	17.0%	27.5%	Nassau	44.6%	43.6%	Florida	47.9%	47.4%
Hamilton	11.2%	20.3%	Okaloosa	46.2%	48.1%	U.S.	49.4%	47.8%

Data Notes

1. U.S. Census Bureau, American Community Survey (2024) 5-Year Table B15001, *Sex by Age by Educational Attainment*
2. U.S. Census Bureau, American Community Survey (2024) 5-Year Table DP05, *Demographic and Housing Estimates*
3. U.S. Census Bureau, American Community Survey (2024) 5-Year Table S1701, *Poverty Status in the Past 12 Months*
4. U.S. Census Bureau, American Community Survey (2024) 5-Year Table S1501, *Educational Attainment*

The Florida College Access Network leads the collaborative movement to strengthen Florida by ensuring every Floridian attains education beyond high school towards a rewarding career. For more information, visit www.floridacollegeaccess.org.

